

In This Issue

From the President	1
CAB	2
Meet the CAB	3
Location Search	3
Spring Seminar	4
ASGWichita.org	5
Kansas State Fair	6
June Events	6
July Events	7
Anyone Can Win Contest	7
Welcome New Members	7
Ongoing fundraisers	8
Ads	8 & 9
A Taste of ASG	10
Community Service	10
Library News	10
Merchant Discounts	11

Dreams and Seams is published six times per year in February, April, June, August, October, and December.

Needled by Norma

Mother's Day is gone, Father's Day is fast approaching then we get into all those summer activities involving family. Summer vacations, barbecues and picnics are the norm for this time of year and I think since the kids are out of school that we all spend more time with family during the summer months. I'm reminded of my grandmother who I got to visit often and one summer she had made me a dress. If ever I had a favorite dress in my entire life, this is the one. For the life of me I don't recall why, because it's the only one I remember her ever making. She was one of those grandmas who made you lie down and nap (or at least be quiet). Her sewing machine was in the spare room where I rested, so I would lay there and watch her while the machine noise put me to sleep. I couldn't have been more than 5 or 6 but remember that dress as if it were yesterday. I don't even remember the occasion but maybe there was none and that's what made it even more special.



Picture this, the top was black velvet and the buttons that went down the front I could swear to you were diamonds. I have no idea what the skirt portion would have been made of back in mid 50's but it had very colorful tiny pin stripes and was kind of shiny (maybe some type of rayon) and exceedingly full. The special part however was that not only could you twirl really high in it, but when you ran the back of your hand down the front it made this cool sound. I called it my "rattle dress" and I wore that thing any time I could and would walk up to people and saying "listen" then would proceed to swipe my hand down that front panel and tell them that my grandma made me this rattle dress.

I know a lot of you do sewing for your family and I do hope that your children, grandchildren, nieces or nephews can have a memory of some of the items you have constructed for them. It's not about the garment, but about how special they are to you and how you went out of your way to make them special. It makes my heart smile when you share with all of us the little dresses and doll clothes you make for the little ones and the school clothes and prom dresses for the teens, then how cool is it to make that brides dress? When someone asks "where did you find that?" and the reply is "my mom made it for me", there is usually a hint of pride in the person answering and jealousy in the one asking.

Each and every one of you have a passion for sewing but my desire is that you make it contagious.

Norma

Chapter Advisory Board

President

Norma Womack, (316) 721-9306
Womack2004@gmail.com

1st Vice President/ Community Service

Beryl Silkey, (316) 682-0017
bchrysalis@sbcglobal.net

2nd Vice President/ Fabric FUNd

Penny Ruddle (316) 263-4816
ruddlepenny@gmail.com

Secretary

Susie Dyer (316) 777-2096
ladybugdyer@yahoo.com

Treasurer

Becky Wondra (316) 722-0939
rlwondra1@cox.net

Newsletter/ Special Projects

Shirley Binder (316) 687-7257
scraplvr@att.net

Membership

Marilyn Kirby (316) 461-3947
mkirby5@cox.net

Education

Carol Wiens, (316) 788-4448
mcarol.wiens@sbcglobal.net

Neighborhood Groups

Betty Brees, (316) 838-3709
04120501@cox.net

Special Events

Judy Troyer (620) 947-3537
jjtroyer@outlook.com

Librarian

Lori Postlethwait (316) 832-2843
milo72blp@gmail.com

Publicity

Mary Baker (316) 778-2259
bakermflies150@gmail.com

Web Mistress

Julia Langel (316) 733-4780
julialangel@cox.net

Hospitality

Wilma Wine (316) 832-1202
dawine@cox.net

Fabric FUNd

Sondra Schmittgens (316) 943-9813
aslcouple1@yahoo.com

Membership Renewal

The National office will send you a renewal notice about 2 months before your membership expires. If you don't receive a renewal notice, contact the membership chairwoman, or go to the National website, ASG.org, where you can renew online.

*** Address Change***

If your address, phone number or email changes, please report the changes to both the local membership chair and the National office (You can use the website at ASG.org.)

A Note about Photos

As you have probably noticed, we love photos!

If you take photos at an ASG event, please consider posting them to Facebook or emailing them to the newsletter editor.

If you would rather not have your photo appear on Facebook, in the newsletter, or on the website please tell the webmistress, and the newsletter editor. If you don't see yourself here, then pose and smile whenever you see a camera, especially if you are sewing or shopping.



Advertising rates

This newsletter is published 6 times a year. We only accept sewing-related ads.

Our rates are:

1/8 page--\$60/year

¼ page --\$120/year

½ page--\$210/year

1 page--\$300/year

ASG members may place classified ads for 10 cents per word.

Cares and Concerns

If you know of a guild member who is experiencing an illness or a loss in their family, please contact Marilyn John (316) 684-0355.

Duties of Wichita Chapter ASG Special Events Chair

The Special events chair and committee usually have responsibility for events that are not regular chapter programs/meetings.

- ♦ Develop preliminary plans for an event with input from the members as to what they would like to learn and recommend to the CAB for approval.
- ♦ Use the program Productions Budget to finance the event
- ♦ Develop detailed plans for the event and budget – arrange for the facility/location. Securing speaker, travel and hotel arrangements and get a signed contract from the speaker.
- ♦ Make arrangements for food, equipment and personnel as needed.
- ♦ Develop publicity for the event
- ♦ Enlist help from chapter members as needed; present all bills to the treasurer for payments and or reimbursement.
- ♦ Evaluate the success of the event and file all event information into the “Special Events” blue book. Report all information to CAB and General meeting.

We will soon be making plans for our 2018 Special Events Seminar. If you would like to suggest a presenter please contact the Special Events Chair.

We are looking for a new home....

After nearly 19 years of holding our general meetings at the Sedgwick County Extension Office, we have been told that we can no longer (by the end of 2017) continue to use the storage space we have been using. The 4-Hers and the Ag Dept. are in need of more storage space. Our library and the space it takes up is our main concern.

The CAB has established a committee to investigate possible sites. The committee consists of Norma Womack, Beryl Silkey, Becky Wondra, and Nancy Boewe. If you know of some place that they should consider, please contact one of the committee members. They are looking for a space that will hold 50-60 people with parking for that many, ideally have storage space, and not be too far for members to walk from their car.

While change is never easy, we should look at this as an opportunity to grow and hopefully get our name and mission on the lips of more Wichitians.

Louise Cutting Seminar

April 6, 7, & 8.

45 attended the Trunk Show. 37 enrolled in the seminar, 4 were out of town ASG members.



The trunk show encouraged us to explore a wide variety of ideas to add flattering designer touches to our own creations.



Digging in to the Members-only Section of ASG Wichita.org

Our chapter website is designed to serve two very important purposes. The public pages serve as an extensive publicity campaign for our chapter, telling folks everywhere what cool things we do and when and where we'll be doing it next. But for members, the most interesting material is hidden behind a password in the private members-only section.

To explore this section, you'll need to log in:

Go to asgwichita.org

Click on Member Resources in the menu on the left side of the screen

Enter the Username, which is **ASG Member** and the Password. (Don't have the password? Email info@asgwichita.org)

You'll see a page with the following options:

Dreams and Seams Archive: There are three years of newsletters in the archive – and they're in color!

Membership Roster: The rosters for last three years.

Patterns and Handouts: Occasionally, chapter members develop patterns or presentations that we can make available to members. At the moment, there are patterns for the Christmas stockings we make every year, and for the mobile device stand we made as the gifts for the 4-H kids in 2016 (I made them for Christmas gifts last year and they were so useful I'm getting requests for seconds and slight modifications.)

Submit Community Service Hours: Have community service hours to turn in? Fill out this form and send it in automagically!

Library: We have an amazing library collection, but sometimes it's hard to browse at the meetings. Lori and Beryl have created library holding indexes by title, author and subject so you can decide what you want to check out.

Photo Galleries: The main photo gallery page contains little galleries for each month of the current year. Click on a gallery to see the photos in it. Hover your mouse over a picture to get a caption, which is usually the names of the people in the picture. You can also click on a picture to see it bigger. Once you've got the bigger picture open, you can use the right and left buttons on your keyboard or click on the little left and right arrows on the screen to move to the next photo on the page. Find a photo you'd like to download to your computer? Right click on an enlarged photo and select **Save image as...**

When you're done looking at the big pictures, click on the little X in the top right corner to go back to the gallery page. Want to look at a different month? Click on the underlined **2017** right at the top of the little pictures.

Below the little pictures, you'll see two other options:

Photos Sorted by Category

Photos from Previous Years

Photos Sorted by Category: This is where you can find all the photos of, say, yourself! Each photo has been given tags – they all get ASG, most get the names of the people in the photo, and some get labels of places or events. If you click on Photos Sorted by Category, you will see a page with a list of all the categories (this is called a "tag cloud.") Each is a link to a page with all the photos in that category. For example, you can click on **Louise Cutting** to see all the photos we have with Louise in them. You'll see that the category labels are in larger text than others – the bigger text tells you that there are more photos in that category. If you find a photo that should have a tag or caption and doesn't, please let me know.

Photos from Previous Years: This is exactly what it sounds like. For 2015 – 2017, the photos are divided into monthly galleries. For previous years, they're lumped into yearly galleries. We're still collecting older photos, so there aren't galleries for each year yet. Have photos from an ASG event that should go in our galleries? Please let me know! If they're digital, you can just email them to me. If you have prints, I'd love to borrow them and get them scanned.

So that's the members-only section of our website. I hope you'll check it out and find something useful or fun.

Questions, suggestions or contributions? Let me know at julialangel@cox.net!

June Events

General Meeting –June 6

Sewing Tips and Ideas

- ♦ By Amy McGinnis
Sewing and Embroidery Works
- ♦ 1:30 pm, Extension Center
- ♦ Norma Womack (316) 721-9306

Sewing Buddy– June 6

Pattern Tissue Fit

- ♦ By Sondra Schmittgens
- ♦ 7:00 pm, Extension Center
- ♦ Linda Bryan (316) 722-2492
- ♦ Sondra Schmittgens (316) 644-7049

MEOW Neighborhood Group-June 14

Embroidery on Ribbon

- ♦ By Penny Ruddle
- ♦ 1:30 pm, A-1 Singer, 1012 S. Oliver
(Parklane Shopping Center)
- ♦ Donella Cole (316) 773-4374

Sew Inspired Neighborhood Group-June 19

Alabama Chanin Couching Techniques

- ♦ 1:30 pm, A-1 Singer, 1012 S. Oliver
(Parklane Shopping Center)
- ♦ Shirley Binder (316) 687-7257

Eastside Neighborhood Group-June 20

Machine feet: Pintuck and Twin Needle

- ♦ By Betty Brees
- ♦ 7 pm , Needle Nook Fabrics, 2714 Boulevard Plaza
- ♦ Theresa Corle (316) 689-6702

Serger Neighborhood Group-June 26

Making a Sun Hat

- ♦ 1:30 pm, Riverwalk Church of Christ,
225 N Waco
- ♦ Penny Ruddle (316) 263-4816

CAB Meeting –June 27

- ♦ Plan upcoming events
- ♦ 1:30 pm, Sedgwick Room,
Sedgwick County Extension Center
- ♦ Norma Womack (316) 721-9306

Exploring Alabama Chanin techniques.

Alabama Chanin was started as a cottage industry, in rural Alabama, by Natalie Chanin using USA grown 100 % organic cotton jersey knit to create stunning, totally hand stitched, garments. The techniques used include stenciling, beading, couching , applique and reverse applique. The eco friendly “no waste” style uses bits of hand stitched fabric to add dimension, texture and color to the garments which can take weeks to construct and sell for up to four figures. Natalie has written several books that share her methods with the do it yourself sewest. Her books are well illustrated, have wonderful color photographs and contain patterns for both garments and stencils.

The Sew Inspired neighborhood group will be trying some of these techniques in June and July.

The book *Alabama Studios Sewing Patterns* is in our library.

4-H Style Show

We sponsor several prizes for the Sedgwick county 4-H style show. This years public show will be Wednesday June 28th. All participants receive a handmade gift made by ASG members (this year it is a wrist pincushion) as well as gift certificates for championships.

We will again be sponsoring the Creative T-Shirt contest at the Kansas State Fair. Information will be available on the State Fair website June 1. The winner will receive a 1 year membership to ASG and a \$50.00 cash prize. Fair dates are September 8-17.

Anyone Can Win! Contest deadline is August 15.
See your Spring 2017 Notions for pattern choices.

July Events

NO General Meeting Happy Independence Day

Meow Neighborhood Group July 12

Free Standing Lace

- ◆ By Judy Troyer
- ◆ 1:30 pm, A-1 Singer, 1012 S. Oliver
(Parklane Shopping Center)
- ◆ Donella Cole (316) 773-4374

Sew Inspired Neighborhood Group-July17

Alabama Chanin Applique Techniques

- ◆ 1:30 pm, A-1 Singer, 1012 S. Oliver
(Parklane Shopping Center)
- ◆ Shirley Binder (316) 687-7257

Eastside Neighborhood Group-July18

All In One-No Handwork Neck and Armhole Facing

- ◆ Shirley Binder
- ◆ 7 pm, Needle Nook Fabrics, 2714 Boulevard Plaza
- ◆ Theresa Corle (316) 689-6702

Serger Neighborhood Group-July24

An Apron for B.B.Q

- ◆ 1:30 pm, Riverwalk Church of Christ
225 N Waco
- ◆ Penny Ruddle (316) 263-4816

CAB Meeting –July 25

- ◆ Plan upcoming events
- ◆ 1:30 pm, Sedgwick Room
Sedgwick County Extension Center
- ◆ Norma Womack (316) 721-9306

Welcome New Members

We welcome you and encourage you to attend our monthly meetings and get involved in a Neighborhood Group.

Virginia Green Kechi,Ks

Coming to MEOW

Free standing Lace is just one of the many fun things that can be made with your embroidery machine. Patterns are available for tiny items, like charms, that take only a few minutes to make and can be used for earrings or zipper pulls. Then there are lace angels and butterflies that are great gifts when you just want to tell someone you are thinking of them. Lace inserts can be made for garments. (Just think your color choices are only limited to the thread colors you have on hand.) There are candle holders, vases, and pumpkins and much more that are made up of multiple panels, which give them dimension and take several hours to make.

Doing free standing lace is time consuming but gives you a 3 dimensional piece when finished to make this pumpkin.



Free standing lace means that it will stand on its own when stitched by using very heavy water soluble stabilizer and when rinsing it out of the object you try to leave as much of it in the thread but out of the open areas that are not stitched. This pumpkin has 356,866 stitches in it. It took 71 hours of stitching time that is not counting the 718 hooping that you need to do to complete it and thread changes that it takes. Miniature battery operated lights can be placed inside of it to give it more life and or interest.

On-Going Fundraisers

A number of back issues of sewing magazines have been donated, including Ottobre, Sew Beautiful, Sew News, and Creative Machine Embroidery. Look for these for sale in the next few months.

Most fabric is sold at \$1 per yard, but there are some high quality quilt cottons priced a little higher.

Now sold from the Fabric Fund tables: Patterns and magazines that have been donated by members are for sale for 25 cents each or 5 for a dollar. Funds raised go to buy items for the library and some of our other activities. Happy shopping!

Tables open before and after the meeting and during refreshment break.

We receive rewards money from the following:

Dillons Community Rewards program <https://www.dillons.com/communityrewards>

www.smile.amazon.com



FABRICS CLASSES NOTIONS STENCILS BOOKS PATTERNS

316.558.8899

7011 W Central, Ste. 129
Wichita, Kansas 67212

HOURS

M - Th 10 - 5:30
F - Sat 10 - 5:00

THE SEWING CENTER

2407 W.13th
Wichita, Ks 67203
(316)-832-0819

CHARLEY & BEV SEYFERT

e-mail: staff@kansassewbiz.kscoxmail.com

web: www.thesewingcenterwichita.com

JUKI SINGER elna JANOME
APPROVED DEALER

NEW & USED SEWING MACHINES • REPAIR SERVICE
FABRICS • NOTIONS • HOME-OWNED



You Sew on the BEST when you BUY from Midwest !

made to create **BERNINA**

Believe in Your Creativity
JANOME

baby lock FOR THE LOVE OF SEWING

Handi Quilter
Designed by a Quilter, for Quilters



Midwest Sewing is family owned since 1955. This is our 60th year in business. We are one of the oldest sewing shop in the country. We service all brands of Sewing machines & most vacuums sold today. We have over 200 years of experience to help service your sewing & vacuum cleaner needs.




111 S Pattie
Wichita KS, 67211
316-262-3438
M-F 8:30 to 5:30 Sat 8:30 to 4:00


www.midwestsewing.net



Ronda Voorhis
Zentangle Program




Amy Belt



Wilma Wine



May
Show &
Share



Carol Weins



**ASG CONFERENCE 2017
JULY 27-31**

Singer
Approved
Dealer

Brother
Approved
Dealer

Pfaff
Approved
Dealer

A-1 Singer Sewing Center

Dawna O'Connor

"We sell the best and service
the rest!"

316-685-0226

Park Lane Shopping Center
1012 S. Oliver
Wichita, KS 67218
1 (800) 725-0226
www.A-1Singer.com

NEEDLE NOOK FABRICS

PATTERN COMPANIES

Kwik Sew	Burda
Sewkeyse	Jalie
Hot Patterns	

Have sewing questions????

Give us a call or email.

NDLNOOKFAB@AOL.COM

Check out our blogsite:

NDLNOOKFAB.BLOGSPOT.COM



10% Discount for ASG
Members

regular priced fabrics
only



- Stretch Fabrics for every occasion
- Sewing Classes
- Bra Fittings

2714 E Boulevard Plaza
Wichita, Ks 67211-3812
316-684-5989




Hours


Tues - Fri 10 am - 5:30 pm
Saturday 10 am - 4 pm

Library News

After attending our seminar with Louise Cutting, I feel that it would be a great addition to our library to include her instructional DVDs. We already have 3 and I am going to watch different sites online for the other 5 to be offered at a good price. They are all full of valuable information for sewists. I also have added to our library notebook a synopsis of the techniques on each DVD, provided by Beryl Silkey. Thanks to her for that. It makes it very easy to choose which DVD will have the information any one would be searching for. I will post updates on the DVDs as we purchase them.



Nancy Boewe



Marilyn Palmer



Wanda Bledsoe

Spring Tea Denim Challenge

Limited Time Offer

\$10 Trial Membership-A perfect gift for a friend that you would like to introduce to ASG. Visit <https://www.asg.org/taste-of-asg-trial-membership/> To Try out a 60-day all access to "Taste of ASG" pass to the American Sewing Guild for only \$10.



Mark your Calendar Hospice Gown sewing

Reminder: Will you join us for this year's Hospice Gown Sewing Party on Sept. 16, 2017 in the 4H hall? Please contact Beryl Silkey at 316-682-0017 or 316-253-3998 to reserve your spot we have begun sign-ups at meetings, too. (We need folks to sew, serge, press, cut out fabric, gowns from station to station, inspect, label and package gowns.)

A Taste of ASG

Sign up for your 60-day trial membership today and get all the benefits of an ASG member!

Trial membership Includes 60 days of unlimited, full access membership in the American Sewing Guild

- Full access to the Members Only area of the ASG website
- ASG's Online Sewing Education Library of classes, webinars and videos
- "Member's Only" special offers and discounts
- Electronic copy of Notions, ASG's Quarterly Publication
- Special pricing from ASG partners such as Craftsy and University of Fashion
- Entrance to chapter meetings, neighborhood and special interest groups and events
- Opportunity to register at "Members Only" price for the Annual ASG Conference in Orlando, FL, July 27-30, 2017

Only \$10

American Sewing Guild

Sign up online using the Join Now! button. www.asg.org

Merchant Discounts

A-1 Singer Sewing Center (15%)

(316) 685-0226, A-1singer.com
1012 S Oliver
Wichita KS

Needle Nook Fabrics (10% off regular priced fabrics)

(316) 684-5989, ndlnookfab.blogspot.com
2714 Boulevard Plaza
Wichita KS

Hen Feathers (Punch Card)

(316) 652-9599, Henfeathersquilts.com
110 N Rock Rd
Wichita KS

The Sewing Center (10% excl. machines)

(316) 832-0819
2407 W 13th St. N
Wichita KS

JoAnn Fabrics & Crafts (10%)

All locations

Midwest Sewing Center (15%)

111 S Pattie (316) 262-3438
Wichita KS
Midwestsew.net

Visit **Special Offers** in the members only section at
www.asg.org for discount codes

ASG on the Web


Wichita ASG site: ASGWichita.org

Wichita ASG Facebook page: www.facebook.com/asgwichita

Wichita ASG email: asgwichita@yahoo.com

National ASG site: www.asg.org

Remember both ASG.org and ASGWichita.org have areas that are password protected. If you don't remember the passwords check the back of your membership card or contact info@asgwichita.org.

American Sewing Guild CHAPTER MEMBERSHIP FORM	
<p>Name _____</p> <p>Address _____</p> <p>City _____</p> <p>State _____ Zip _____</p> <p>Daytime phone _____</p> <p>E-mail _____</p> <p><input type="checkbox"/> New ASG Member\$50</p> <p><input type="checkbox"/> New ASG Junior Member\$25</p> <p>Chapter (city/state) <u>Wichita/KS</u></p> <p><input type="checkbox"/> ASG Member at Large\$50</p> <p><input type="checkbox"/> Renewal Member\$45 (if received <u>before</u> membership expiration date)</p> <p><input type="checkbox"/> Late Renewal\$50 (if received <u>after</u> membership expiration date)</p> <p><input type="checkbox"/> Junior Renewal\$25</p>	<div style="text-align: center;">  </div> <p>Junior Member Information:</p> <p>Birthdate (MM) _____ (DD) _____ (YYYY) _____</p> <p>School Name _____</p> <p>Grade/year in school _____</p> <p>Payment:</p> <p><input type="checkbox"/> Check payable to "American Sewing Guild"</p> <p><input type="checkbox"/> MasterCard Visa AmEx Discover (circle one)</p> <p>Account#: _____</p> <p>Expiration Date: _____ CVV# _____</p> <p>Signature: _____</p> <p>Return to: _____</p> <p style="text-align: right;">(Please allow 2-4 weeks for processing)</p> <p>The American Sewing Guild 9660 Hillcroft, Suite 510, Houston, TX 77096 PH: (713) 729-3000 • FAX (713) 721-9230 Email: info@asg.org • Website: www.asg.org</p>

AMERICAN SEWING GUILD, INC

WICHITA KS CHAPTER
PO Box 49539
Wichita, KS 67201-4539

NON-PROFIT ORG
U.S POSTAGE
PAID
WICHITA, KS
PERMIT NO. 923

ASGWichita.org
June/July 2017

ASG: Advancing Sewing As An Art And Life Skill
Membership has its privileges!

- Monthly meetings
- Educational programs from local and industry professionals
- Learn time-saving techniques
- How-to demonstrations
- On-line classes
- Specialty Neighborhood Groups
- Receive encouragement and support
- Share and network with sewing friends
- Attend chapter-sponsored events at member-only rates
- Participate in fashion shows and sewing fairs
- Contribute to community outreach through sewing
- Get discounts at local and national stores

