

DREAMS and SEAMS



Vol. 1 No. 4

American Sewing Guild -- Wichita, Kansas Chapter

July/August 1999

Words of Wisdom


By Denise Dias, Chapter President

Summer is here and I have been busy trying to find things for my children to do. I think one "neat" thing that each of us could do

would be to help a child learn how to sew this summer. It would be a great way to keep others interested and learning about sewing.

Some ideas for you to make would be a tote bag, a simple quilt, simple shorts, or even a sun dress. Just sewing a patch on a shirt could be the incentive to get a child wanting to sew. Use your

imagination, and I'll bet you can come up with some great summer projects. You might even create a special memory or two in the process.



I have been looking for a new sewing challenge for fall and have it narrowed down to a couple of projects. Remember: it is cooler inside than outside -- so find a sewing project and make something creative and fun this summer.

Until next time... *Happy Summer Stitching!*

Featured in May and June

Heirloom Sewing and Machine Applique

Our May meetings were packed with information on heirloom sewing. The afternoon meeting welcomed **Valerie Bothell**, from The Pink Bunny at 7611 W. Barrington, 722-9578. Valerie brought beautiful laces and finished pieces for us to see. **Laurie Eggleston**, Lace Heirloom Sewing hoppe, at 123 Derby Hills Drive in Derby, 789-9532, joined the evening group with her own lovely selection of heirloom items. Thanks again for

wonderful programs to peak our curiosity and stretch us as sewers. Stop by both of these shops and remember to tell Laurie and Valerie "Thank You" in person.

The June meetings were devoted to machine applique presented by our own Chapter member, **Barbara Kroeger**. Barbara does beautiful work and brought several pieces of wearable applique to show as well as her gorgeous quilt. She took the time, using

a story board, to show us the steps to machine applique and also give us the benefit of her own hints on this art form. Besides patterns and books which you can purchase for applique, Barbara says to remember childrens coloring books which lend themselves to a wide variety of items that can be utilized as applique patterns. Also, enlarging and reducing patterns is much easier with the use of copy machines with these special features built in.

Next Meeting Dates:

AUGUST

Tuesday, August 3

Program presented by
Jo-Ann's Fabrics & Crafts
Parklane Shopping Center
1002 S. Oliver

SEPTEMBER

Tuesday, September 7

"What's New in
Fabric & Textiles"
Denise Dias
Sedgwick County Extension
Education Center
7001 W. 21st Street North

Meetings at
1:30 P.M. and 7:00 P.M.

Getting To Know You. . .

Denise Dias, Chapter President: *I am married with two children. I have been sewing since I was 6 years old. I learned to sew from my mother who did clothing alterations and eventually opened a custom home decorating shop.*

I like to sew new and different things. That is one reason that I began to sew for myself. In the rural area that I lived during high school, there was not a big selection of clothing so, instead of looking like everyone else, I made my own clothes.

My favorite sewing gadget is my surgical seam ripper to "reverse sew" quickly. The latest garment that I have made is a kimono and my favorite technique is free-motion embroidery.

My advice is not to be afraid to try a new technique -- some of them are really easy to do and don't take much time. I really believe it is the little finishing touches that make a garment really special.

Shirley Binder, Chapter Vice President (Interviewed by Chapter Secretary Sondra Schmittgens): *Shirley grew up in Solomon, Kansas. She moved to Wichita 23 years ago to work for the Singer Company. Shirley is a genuine sewing maven. She managed the Twin Lakes store for four years and the Jo-Ann's store in Towne West for ten years. Now she has her own store in Parklane Shopping Center called Prairie Quilts. (Which of us hasn't happily spent our grocery money there.)*

Shirley became involved in sewing through 4-H, and doesn't limit herself to any particular type of sewing. She likes to make clothes and scrappy quilts and I quote 'likes to try anything new.' Although she's had other hobbies, sewing has crowded everything else out. ("When you sew you really have something when you're finished, you can't wear a painting!")

Shirley lives with her two cats Casey and Mitsy both of which are involved in sewing. Casey steals sewing pins and Mitsy steals fabric tubes. Shirley laughs about it, but Sondra thinks it is a clearly a cry for attention.

Sondra asked Shirley a few pithy questions so we can gauge her personality through her sewing preferences. Choosing between Vogue and Butterick patterns Shirley takes Vogues, between linen and perma-press she chooses linen. When I asked her if she would prefer to eat chocolate or sew -- she chose sewing! (I love to sew too but enough is enough already.) Does she always backstitch a seam? Always on clothing rarely on quilting. What's her favorite sewing tool? Scissors!

The Show Must Go On

With short notice, we were recently able to use a calling tree to locate members to sew for the Music Theatre of Wichita's production of "The Unsinkable Molly Brown."

Several of our members, especially **Aletha Van Camp** -- Community Service Chairman, donated a number of hours to sew on sequins and alter hems so that the curtain could go up on time. If any of you attended this June 23-27 production, you can be proud of the efforts put forth by our members.

ADVISORY BOARD MEMBERS:

President:

Denise Dias, 794-2533

Vice President:

Shirley Binder, 943-5063

Secretary:

Sondra Schmittgens, 943-9813

Treasurer:

Nancy Gollihar, 722-5511

Librarian/Historian:

Aurelia Lobbon, 522-5282

Debra Young, 636-5802

Newsletter Chairman:

Marcia Davis, 686-4854

Education Chairman:

Becky Wondra, 722-0939

Community Service Chairman:

Aletha Van Camp, 943-0394

Publicity Chairman:

Jeanne White, 838-2908

Retail Liaison Chairman:

Norma McCray, 832-1074

Special Events Chairman:

Sue Carpenter, 721-7630



Advertising Rates

Ad rates for our bimonthly ASG Newsletter will be as follows:

Inserts (8 1/2" x 11")	\$30
Full Page	\$50
1/2 Page	\$35
1/4 Page	\$20
Business Card	\$10
Classifieds	10¢ a word

The Deadline for the September/October issue will be August 3. Send your info. in writing by that date to: Marcia Davis, 1020 N. Pinecrest, Wichita, KS 67208 or E-mail: Gbmhh@aol.com

✓ **Mark Your Calendar NOW**

PROGRAM SCHEDULE UPDATE

Thanks to **Becky Wondra**, our Guild's Education Chairman, we have some wonderful programs scheduled for future meetings. Meetings will be at 1:30 and 7:00 P.M. You won't want to miss any of them. . . Check out the following:

August 3

Program presented by
Jo-Ann's Fabrics & Crafts
Parklane Shopping Center
1002 S. Oliver

September 7

What's New in Fabric & Textiles
Denise Diaz, Guild President
Sedgwick County Extension
Education Center
7001 W. 21st Street North

October 5

Organizing Your Sewing Room
Presented by
California Closets
650 N. Carriage Parkway

October 8


9:00 a.m. to 4:00 p.m.
Shirley Adams
Sedgwick County Extension
Education Center
7001 W. 21st Street North

November 2

At Home Decorations
Presenter to be announced

December 7

Holiday Party & Gift Exchange
Sedgwick County Extension
Education Center
7001 W. 21st Street North



OUR CHAPTER LIBRARY

Aurelia Lobbon and Debra Young, our Librarian/Historians, have been working very hard on getting the items that we have in our Library ready for check out by our membership. Items will be checked out at one month's meeting and due at the next meeting. If you do not return the items in this one month period, you will be fined \$1.00 on magazines and \$5.00 on videos and hard cover books. They have also put together a list of all the items currently in the Library and will be updating it periodically.

REMEMBER: If you have sewing books, videos, patterns, magazines, unusual sewing notions or accessories, etc. that you would like to get rid of? Please donate them to our Chapter's Library. That way, all our members will be able to benefit from your generosity.

Don't Leave Home Without It!

Use your American Sewing Guild membership card to receive a 10% discount at the following stores:

Five Little Ladies
Gramma's Calico Cupboard
Hancock Fabrics
Hobby Lobby
Jo-Ann's Fabrics & Crafts
Kechi Quilt Shop
Needle Nook Fabrics
Prairie Quilts
The Sewing Center

Receive a 15% discount at the following stores:

Singer A-1 Sewing Center

Remember to present your card at the fabric cutting table when purchasing fabric, so the sale can be written up correctly. For non-fabric purchases, remember to present your card at the cash register before items are rung up. This will make accepting your ASG card for a discount easier for everyone!!!

Thank You!!! Thank You!!! Thank You!!!

Special "THANKS" to **Marilyn Beaver** for donating, Clothes Sewing the New Classics with Easy Style by Carol Parks to the Guild Library. It includes patterns on graph. Also, to **Shirley Binder** who donated a Martha Pullen heirloom sewing video. Check them out!



Welcome to Our New Members and Renewals

NEW MEMBERS:

Blackman, Barbara	721-5524	6901 W. Clearmeadow Cir.	Wichita, KS 67205
Calvert, Phyllis	943-6345	4405 W. 13th St. North	Wichita, KS 67212
Giesen, Feryl	721-4178	1509 Amarado	Wichita, KS 67212
Harris, Julia	524-4367	3641 S. Eisenhower	Wichita, KS 67213
Milner, Nancy Ross	685-7682	348 S. Brookside Dr.	Wichita, KS 67218
Seiwert, Kerry	267-6641	1919 Park Place	Wichita, KS 67203

RENEWALS:

Hutchison, Sara	684-3482	2134 S. Erie	Wichita, KS 67211
-----------------	----------	--------------	-------------------

Duct Tape Double Workshop

or

How To Make Your Own Best Friend!

On July 20, 1999, beginning at 9:00 A.M. in the Sunflower Room at the Sedgwick County Extension Education Center, we will have an all-day workshop. The purpose? To make a double of your body (*whether you like it or not*), which will make fitting clothes a breeze!

Wrapping one person in tape completely two times takes about two hours. Stuffing and wrapping the dress form the final time takes about an hour and a half. (*The time it takes to tape one woman's mouth shut because she made fun of your form varies considerably.*) We plan for the workshop to be over around 4:00 P.M.

Bring a dish to share for lunch, and we will work all day like maniacs. If you participate you won't be disappointed, after all how many chances do you get to cover someone with duct tape and not be arrested???



To make one dress form you will need:

- 1) 2 T-shirts (sewing the body of one on to the bottom of the other to make a really long T-shirt and sew one sleeve to the neckline to make a neck)
- 2) about two large rolls of duct tape or one large roll of brown paper packaging tape, whichever you prefer. (You will be wrapping your full torso three times so you decide on the amount.)
- 2.5) If you bring paper tape, also bring a bowl and sponge to wet the tape.
- 3) a pair of scissors that you don't love anymore
- 4) a wooden hanger
- 5) 3 to 5 -- 20 oz. bags of fiberfill for stuffing (a size 14 will need about 3 bags)
- 6) a measuring tape
- 7) two old shoulder pads (not for the shoulders but for the bust)

To register for the workshop, please fill out the sign-up sheet at the meeting on Saturday, July 10, or call **Sondra Schmittgens, 943-9813**, or **Becky Wondra, 722-0939**.



Just One of the Many Perks of ASG Membership

SEW NEWS offers all ASG members a 25% discount for their magazine subscription. The regular subscription price is \$23.98/year and ASG members can subscribe for \$17.98/year. Send a copy of your ASG membership card along with your \$17.98 payment to receive the discount.

SEW NEWS magazine has asked us to inform you of their change of address to: SEW NEWS, P.O. Box 56907, Boulder, CO 80322-6907.

Door Prize Reminder!

If you won a door prize recently at a monthly ASG meeting, please take a moment to write a thank you to the person or business who supplied the prize. Door prizes are fun -- let's make sure those providing them know how much we appreciate them.

Those providing door prizes in May and June were: Charlotte's Sew Natural, Hancocks, Kechi Quilt Shop, Lace Heirloom Sewing Shoppe, and Prairie Quilts.

Remember: If you won a door prize, you must bring one the following month!!!



ENROLLMENT FORM IN
SEPTEMBER/OCTOBER
NEWSLETTER OR IN SOME
LOCAL FABRIC SHOPS.

For more information contact:
Sue Carpenter
(316) 721-7630

Shirley Adams

"The Best of the Sewing Connection"

Sponsored by Wichita, Kansas Chapter of
The American Sewing Guild

Friday -- October 8, 1999
9:00 A.M. to 4:00 P.M.

Price:
Members \$35
Nonmembers \$40
Lunch Included

Sedgwick County Extension Education Center
7001 W. 21st Street North

Keep Your Cool

Reprinted from
The Denver Chapter Thread Affair, May/June 1999

This timely project is perfect for teaching children to sew. It's a simple tube of calico-weight fabric filled with water storage granules for soil or potted plants (available at garden shops). You simply soak the band in cold water to get it wet, tie it around your neck or head and keep your cool!

It can also be soaked in warm water and used as a heating pad. This makes a great gift for a man, woman or child -- young or old.

SUPPLIES:

1/8 yard calico-weight fabric
Water storage granules for soil or potted plants
Fasturn® tube turning set

DIRECTIONS:

Cut a strip of fabric 34" X 4" (longer and/or wider if desired). Fold strip in half. Sew or serge across one short end and down the length of the band with a 1/4" seam



allowance. Turn right side out with the Fasturn® tube turner. Sew a double line of stitching or a decorative stitch 9" from the closed end across the width of the band. Pour about 1/4 cup of the granules into the band through the open end. Sew a double stitching line or decorative stitch across the band 9" from the open end. Disperse the granules evenly and sew one or two more stitching lines across band to help keep them in place. Press in the raw edges of the open edge and topstitch closed. Simply soak the bank in cold water to get it wet. Tie it around your neck or head and keep you cool!

Tips on Clothing to Keep You Cool



Reprinted from **Sew Wright**
(Dayton Chapter)


To beat the heat when sewing summer styles, follow these guidelines:

- Choose styles that don't cling or bind such as oversized shirts, full skirts and chemises.
- Armholes should be cut wide and full.
- Choose patterns with no waistline or with a drawstring rather than elastic one if a waistline is necessary.
- Cotton and linen are the coolest fabrics.
- Lightweight fabrics are cooler than heavyweight.
- Loosely woven fabrics are cooler than tightly woven ones.
- Choose fabrics in pale or medium tones.



A Place to Sew

It would be wonderful if each of us had a home with plenty of room for everything. A home with cupboards, counters and shelves for all the things we use. Unfortunately we do not live in an ideal world.



In October, California Closets will present a program on "Organizing Your Sewing Room." What storage secret do you use to make the most of your sewing space? Do you have a neat idea for storing fabric, notions, thread, pressing equipment or other sewing items? If so, please have them to **Marcia Davis** by the August 3rd meeting so that we can publish them in the September/October newsletter. Don't just sit there, write that idea down and bring it to the August meeting!!!

Video Vault

Roberta Carr's Couture Techniques for Casual Wear

by Aurelia Lobbon, Guild Librarian/Historian

This video features ideas for combining fabrics such as knits and wovens with the decorative use of braid and bias to create coordinated outfits that would be nice for travel. She features exposed zippers and ideas for the bottom edges of jackets. One of the ideas I liked most was using elastic in the bottom of a jacket and stitching in the side seam to keep the fullness in the back all the time, but have drawstrings in the front so you could close it down close to your body. With a raglan sleeved jacket made from a striped fabric, she took tucks in-between the stripes to create a design feature since you cannot make stripes match on a raglan sleeve.

Another nice idea was slot buttonholes. You can create a separate strip between the center front and facing, with matched openings slipstitched together, that would be nice when another style just doesn't work. I thought this technique might be nice on hand woven type materials. The video also discusses working with plaids, linings, paint and glitter, and welt pockets.



The above **Sew for the Cure** logo has been unveiled by the Home Sewing Association for a new program to raise funds for breast cancer research and education. This logo will also help to publicize the benefits and fun of sewing. All members of the home sewing industry – suppliers, retailers, manufacturers, educators, distributors, and consumers – are asked to find ways to raise funds through sewing related products or activities.

Watch for the **Sew for the Cure** logo on sewing industry products beginning in mid-1999. All items (patterns, fabric, sewing notions, embroidery cards, etc.) which carry this logo will be donating a share of their sales to the cause.

The Sew for the Cure™ trademark is owned by the Susan G. Komen Breast Cancer Foundation and is used under license by the Home Sewing Foundation.

NOTICE!

Ladonna Atchinson at Cowtown would like volunteers to sew costumes for Cowtown. They will provide the fabric and patterns to make bonnets, aprons, simple men's shirts, and women's dresses. If interested in helping them out, contact Ladonna at 264-0671.

Fall '99 Fabric Trends:

Women's Wear Daily reports that European fall '99 textile shows placed emphasis on prints and textured variations, such as multilayered, wadded and double-faced offerings. Sandwiched sheers--where a fabric or thread is sandwiched between two layers of sheer fabric--were hot!

Your Vote Counts

The Wichita, Kansas, Chapter of the American Sewing Guild's nominating committee will be meeting to find members interested in joining the Board. The offices that need to be elected for the year 2000 are: President, Vice President, Newsletter Editor, Retail Liaison, Special Events Coordinator, Historian/Librarian, Publicity and Secretary. They will also be considering trying to fill the positions of Membership and Hospitality. The election will be held in November, and the new officers will be installed at the December meeting.

If you know of someone who would like to fill one of these positions, please call **Denise Dias** at 722-7721.

ASG
National Convention

August 19-22, 1999
Kansas City, Kansas

What an opportunity!
 See **YOU** there!



Singer
Approved
Dealer

Brothers
Approved
Dealer

Pfaff
Approved
Dealer

A-1 SINGER SEWING CENTER

Dan Beltz
 Sales and Service
 316-685-0226

Park Lane Shopping Center
 1012 S. Oliver
 Wichita, KS 67218
 (800) 725-0226



Living Air
Purifying System

QUILTING SUPPLIES
 FABRIC, BOOKS,
 QUILT AND CRAFT PATTERNS




CHRISTMAS ROOM
 OPEN ALL YEAR
 ANTIQUES, GIFTS
 MUFFY VANDER BEAR

Gramma's Calico Cupboard

1945 S. HYDRAULIC
 WICHITA, KANSAS 67211

BETTY WEBB
 OPEN MON-SAT 9:30-5:00

Telephone:
 (316) 264-0274

**Kechi Quilt Shop**

at Reflection Ridge Plaza
 Monday - Saturday 10:00 - 5:00
 Thursday till 9:00
 Sunday 1:00 - 5:00

7348 W 21st St. N Ste #106
 Wichita, KS. 67205
 (316) 773-0338
 (877) 744-8500 Toll Free

PRAIRIE QUILTS

Shirley Binder (Owner)

Parklane Shopping Center ♦ 1010 S Oliver

(316) 684-5855

9:00 - 6:00 Monday - Friday

9:00 - 5:30 Saturday

FINE QUILTING COTTONS

♦ NOTIONS ♦ BOOKS ♦ PATTERNS ♦ CLASSES ♦