

DREAMS and SEAMS



Vol. 1 No. 4

American Sewing Guild -- Wichita, Kansas Chapter

May/June 1999

Words of Wisdom

By Denise Dias, Chapter President

April showers bring May flowers... on clothes... right? Well Spring has sprung, and it is time to put some flowers into your sewing! Maybe you could create an outfit with a fabric that has a floral design in it or embellish a garment with flowers. How about fabric flowers on a hat or tote? I can just imagine a garden of dresses and jackets full of flowers.

If flowers are not inspiring for you, you could think about making a jacket for the National Convention. "A Stepping Out Jacket For an Uptown Saturday Night" is this year's theme. Anything goes as far as pattern, style, fabric (or flowers), you get to choose.

If you want more information on this contest, just check out your convention guide book.

I am also happy to announce that **Aurelia Lobban** and **Debra Young** will be getting our library up and running soon. If you have items to donate to it, please bring them to Guild or drop them off at the Extension Office.

Again, I just want to say thanks to those who helped with the costumes for Horrace Mann's 4-H Clubs. They looked like little flowers waving in the breeze at the Via Christi Health Fair. It won't be long until we're seeing all of those children bloom into adults.

Until next time... *Happy Sewing!*

Next Meeting Dates:

JUNE

Tuesday, June 1
1:30 P.M. and 7:30 P.M.

*Sedgwick County
Extension Center*

NOTE DATE CHANGE

JULY

Saturday, July 10
**Community Service
Project Sewing**
4:00 P.M. to Midnight

*Needle Nook Fabrics
2714 Boulevard Plaza*

"Thank You" Sondra & Denise!

A very special "thank you" to **Sondra Schmittgens**, our Chapter Secretary, for her wonderful presentation on fabric embellishments at the March meeting. Everyone enjoyed seeing the items she brought and seeing what a difference fabric embellishments can make. She really got our minds whirring with ideas. (*By the way, is there a support group for people hooked on tube turners?*)

Does your skin have blue or yellow undertones? That question was answered at the April meeting when **Denise Diaz**, our Chapter President, talked about "Choosing Colors To Flatter Your Skin Tones." Using color collars, Denise showed how to choose what palette looks best on us.

It was brought out that everyone can wear any color. It is just the shade and application that makes the

difference. If you love a color, but it does not look best on you, use it sparingly as an accent and not right at your face.

Thanks for sharing your expertise with us Denise. Remember ASG members -- the color collars are available to be checked out from the Extension Office for use at home. Color truly affects us all. Why not use it to your advantage?

HAVE SUGGESTIONS -- THESE MEMBERS CAN HELP!

(ADVISORY BOARD MEMBERS)

PRESIDENT:

Denise Dias, 17000 W. Maple 5-E, Goddard, KS 67052 794-2533

VICE PRESIDENT:

Shirley Binder, 1503 Joann, Wichita, KS 67203 943-5063

SECRETARY:

Sondra Schmittgens, 2111 W. Douglas, Wichita, KS 67213 943-9813

TREASURER:

Nancy Gollihar, 5259 N. Ridge Road, Wichita, KS 67205 722-5511

LIBRARIAN/HISTORIAN:

Aurelia Lobban, 9519 S. Merician, Haysville, KS 67060 522-5282

Debra Young, 2726 N. 127th East, Wichita, KS 67226 636-5802

NEWSLETTER CHAIRMAN:

Marcia Davis, 1020 N. Pinecrest, Wichita, KS 67208 686-4854

EDUCATION CHAIRMAN:

Becky Wondra, 1663 Murray, Wichita, KS 67212 722-0939

COMMUNITY SERVICE CHAIRMAN:

Aletha Van Camp, 1309 Tahoe Trail, Wichita, KS 67203 943-0394

PUBLICITY CHAIRMAN:

Jeanne White, 2443 Porter St., Wichita, KS 67204-5708 838-2908

RETAIL LIAISON CHAIRMAN:

Norma McCray, 5310 N. Athenian, Wichita, KS 67204 832-1074

SPECIAL EVENTS CHAIRMAN:

Sue Carpenter, 122 S. Lark, Wichita, KS 67209 721-7630

NEED A NAME TAG -- SEE SHIRLEY

For new members or those who missed the meeting when we made paper pieced name tags, **Shirley Binder**, our ASG Chapter Vice President, will be available to help you make a name tag before or after the meeting on June 1. She will demonstrate the technique of paper piecing to create your name tag to wear at all ASG meetings and events.

For a supply list, contact Shirley, 684-6855. She will also have patterns available for those of you who want to make a name tag on your own. Thanks for your help, Shirley.

Don't Leave Home Without It!

Use your American Sewing Guild membership card to receive a 10% discount at the following stores:

Five Little Ladies
Gramma's Calico Cupboard
Hancock Fabrics
Hobby Lobby
Jo-Ann's Fabrics & Crafts
Kechi Quilt Shop
Needle Nook Fabrics
Prairie Quilts

Receive a 15% discount at the following stores:

Singer A-1 Sewing Center

Remember to present your card at the fabric cutting table when purchasing fabric, so the sale can be written up correctly. For non-fabric purchases, remember to present your card at the cash register before items are rung up. This will make accepting your ASG card for a discount easier for everyone!!!



Advertising Rates

Ad rates for our bimonthly ASG Newsletter will be as follows:

Inserts (8 1/2" x 11") \$30
 Full Page \$50
 1/2 Page \$35
 1/4 Page \$20
 Business Card \$10
 Classifieds 10¢ a word

The Deadline for the July/August issue will be June 1. Send your info. in writing by that date to: Marcia Davis, 1020 N. Pinecrest, Wichita, KS 67208 or E-mail: Gbmhh@aol.com

Welcome to Our New Members and Renewals

NEW MEMBERS:

Bever, Lynn	722-3842	401 S. Robin	Wichita, KS 67209
Farrier, Linda	942-3495	3806 W. 20th	Wichita, KS 67208
Sheldon, Eleanor	684-5979	2817 El Rancho	Wichita, KS 67216
Singleton, Lea	687-3262	1302 Willow Lane	Wichita, KS 67208
Young, Debra	636-5802	2726 N. 127th East	Wichita, KS 67226

RENEWALS:

Hutchison, Sara	684-3482	2134 S. Erie	Wichita, KS 67211
-----------------	----------	--------------	-------------------

✓ **Mark Your Calendar NOW****You Won't Want to Miss Any of These**

Thanks to **Becky Wondra**, our Guild's Education Chairman, we have some wonderful programs scheduled for future meetings. You won't want to miss any of them. All will be held at the Sedgwick County Extension Center except for the July meeting. Check out the following:

June 1

General Machine Applique
Barbara Kroeger, Guild member

July 10 (Note date!)

Community Service
Sewing Project
The Needle Nook
4:00 P.M. to Midnight

September 7

What's New in Fabric & Textiles
Denise Diaz, Guild President

October 5

Setting Up Your Sewing Room
Presenter to be announced

October 8

All-day Workshop with
Shirley Adams

April's Jumper Challenge

There were at least 15 people who brought their jumpers for "Show and Share" at the April meeting. The wide array of jumpers showed just how simple it is for sewers to use the same pattern and never end up with garments that even resemble each other. Thanks to all those who took part in this jumper challenge.

PAT YOURSELVES ON THE BACK

Remember all the fun and sewing that Guild members were involved in making costumes for the 4-H Clubs at Horace Mann Middle School? Well here are the ending numbers. **Denise Diaz**, **Chris Ealy**, **Jeanne White** and **Becky Wondra** accompanied 4-H Specialist **Beth Drescher** to deliver and fit 35 colorful skirts, 35 white blouses, 39 red sashes, and 38 red kerchiefs to the appreciative children at Horace Mann on April 8, 1999. Because of our members donating a total of 135 hours on three different Mondays in March, 150 children were able to dance in costume and will have these costumes for years to come.

Thanks to all of you who participated. Several photos were taken, and we hope to publish them in one of our upcoming newsletters. Isn't it amazing what we can all do when we all work together?

SUMMER SALE

SPECIAL HOURS
10AM-8PM
MAY 27, 28 & 29

25% OFF

SWIMWEAR & ACTIVEWEAR FABRICS
NYLON/LYCRA OR COTTON/LYCRA
PRINTS AND SOLIDS
reg price \$5.98-23.98yd



25% OFF~~ ALL INDIVIDUAL PATTERNS~~25% OFF
KWIK SEW - STRETCH & SEW - BURDA
ELAN - TIMBERLANE PRESS
DOES NOT INCLUDE BOOKS

20% OFF SPORTSWEAR FABRICS
ULTREX ~ AQUA-GUARD ~ SUPPLEX
reg price \$ 4.98 - 8.49yd

Call or drop
by
for our class
schedule for
June & July



NEEDLE NOOK FABRICS
2714 BLVD. PLAZA
316/684-5989
Hours M-F 10am-5:30pm
Sat 10am-4pm

Quick and Easy Tote

Great for kids, for friends, for you

By Claire Shaeffer

Fun to use and easy to make, this tote is a perfect gift for children of all ages; and you'll want to make several for yourself.

The optional pocket can be made of self-fabric; or it can showcase an interesting piece of embroidery or applique you've created or collected.

Materials: $\frac{3}{4}$ yd. 44"-wide denim for tote with matching pocket or $\frac{5}{8}$ yd. for tote with decorative pocket; 1 yd 22"-wide non-woven, very stiff interfacing; 1 decorative pocket (optional) – I used a rectangle of Hmong embroidery; 1 package jeans needles (size 14); 1 spool matching or contrasting thread.

(Note: All seam allowances are $\frac{5}{8}$ ")

Directions:

1. From the denim cut: for the sides, two rectangles 18" x 16"; for the handles, two rectangles 4" x 20"; for a matching pocket, 7" square; for the facings, two rectangles 17 $\frac{3}{4}$ " x 4" (Diagram 1)

2. From the interfacing, cut two rectangles 17 $\frac{3}{4}$ " x 15".

3. Wrong sides together, center one interfacing section on one of the bag sides; fuse. Repeat for the other side.

4. To make the pocket, begin with the hem at the opening. Fold 1 $\frac{1}{2}$ " to the wrong side. Stitch 1" from the fold; and fringe the edge. To fringe the edge easily, make vertical slashes every 2" to 3".

Machine stitch the sides and bottom $\frac{1}{2}$ " from the edges. Wrong side up, fold the bottom seam allowance to the wrong side; then fold the sides. The stitched line will be $\frac{1}{8}$ " from the folded edges. With the right side up, topstitch the sides and bottom $\frac{1}{4}$ " from the folded edges.

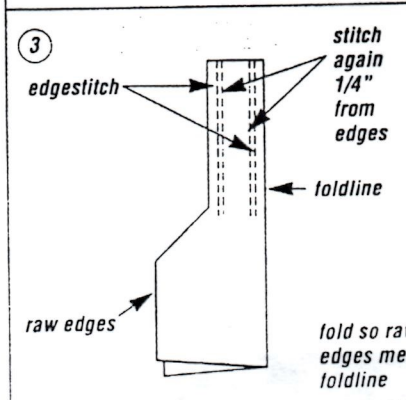
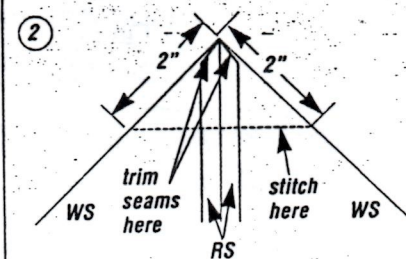
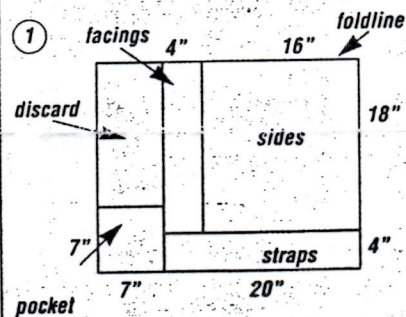
Right sides up, center the pocket on one of the tote bag's sides about 3 $\frac{1}{2}$ " below the top; pin and edgestitch the pocket in place.

August 1990 / craftrends

TIPS & TECHNIQUES



Tote Diagrams



5. Right sides together, join the sides and bottom of the tote with $\frac{5}{8}$ " seams. Press all seams open; and trim the seams at the corners.

6. To form the boxing at the bottom of the tote, continue wrong side out; fold one corner so the side seam matches the seam at the bottom. Measure and mark a point on each foldline 2" from the corner. Stitch from one marked point to the other. (Diagram 2) Repeat for the other corner.

7. To make the handle, fold the strip lengthwise, wrong sides together; press. Fold the raw edges in to meet the foldline; press again. Edgestitch both sides. Topstitch again $\frac{1}{4}$ " from each edge. (Diagram 3)

8. Right side up, center a strap on one side, spacing the ends 5" apart; pin. Secure the strap ends by machine stitching back and forth several times.

9. Right sides together, join the ends of the facing strips to make a circle; press the seams open and trim to $\frac{1}{4}$ ". Fold under $\frac{1}{4}$ " on one raw edge and edgestitch.

10. Right sides together, align the side seams and raw edges of the tote and facing; the facing is slightly smaller than the bag so it will fit inside the finished tote smoothly. Stitch with the facing on top. Understitch and trim the seam to $\frac{1}{4}$ ".

11. Fold the facing to the inside of the tote; press. Pin the facing in place with the pins on the outside. Right side up, topstitch around the top $\frac{1}{4}$ " from the edge and again $\frac{1}{2}$ " away, removing the pins as you go.

12. Enjoy your new tote!

Claire Shaeffer is the author of numerous fashion sewing books. All Claire Shaeffer books are available to ASG members at a 10% discount. For a list of books in print, send a SASE to Claire Shaeffer, PO Box 157, Palm Springs, CA 92263. (Money-back guarantee)

♥♥♥ July's Meeting Will Get to the Heart of Our Guild ♥♥♥

We will be meeting on a special date and at a special time in July. The meeting will be held on Saturday, July 10, at Needle Nook Fabrics in Boulevard Plaza. The time will be from 4:00 P.M. to midnight. Because of this special time, we will be combining the afternoon and evening sessions.

Aletha Van Camp, our Guild's Community Service Chairman, will be in charge of this Summer Service Project which will be sewing preemie and bereavement gowns for local hospitals.

Please start sorting through your fabric stashes for the following: cotton knits, plissa, or seer suckers in

appropriate colors. These need to be pre-washed. We will also need ribbing in appropriate colors. You might want to also look for small buttons, bits of ribbon and trims that can be used on these garments. We will be collecting all of these items at the May and June meetings prior to our meeting in July. Please bring what you can.

You will also need to bring a finger food or snack to the July meeting. Maybe you only have an hour. That will be great! Just plan to spend some of July 10th from 4:00 P.M. to midnight at the Needle Nook Fabrics to sew these tiny garments of love from the heart.



The Five Little Ladies

Heirloom Sewing, Smocking and Needlearts Shoppe
"The Shoppe Where the Tradition of the Needle Carries On"

Fine Fabrics & Laces-Ribbons-Classic Childrens Patterns
Smocking & other Needleart Supplies-Australian Publications

Custom Work is Available

Classes Available for Children & Adults
Heirloom Sewing by Hand & Machine-Smocking of all Types
Tatting-Battenburg Lace-Crazy Piecing & Embellishing
All Levels & Types of Embroidery Skills
Cutwork-Wired Ribbon Flowers, Etc.

We Love Needlework!

Thursdays Are Set Aside Especially for Little & Young Ladies
Store Hours

Thursday 1-6 - Friday 1-5 - Saturday 11-5
Other times by appointment

134 E. Kechi Rd. - Kechi, Ks 67067 - 316-744-8874



OUR CHAPTER LIBRARY

We are pleased to announce that **Aurelia Lubban** and **Debra Young** have agreed to join our Chapter's Board as Librarian/Historian. We know this is a big undertaking, and we want to thank them both.

They are working on getting the items that we have in our Library ready for check out by our membership. Items will be checked out at one month's meeting and due at the next meeting. If you do not return the items in this one month period, you will be fined \$1.00 on magazines and \$5.00 on videos and hard cover books.

If you have sewing books, videos, patterns, magazines, unusual sewing notions or accessories, etc. that you would like to get rid of? Please donate them to our Chapter's Library. That way, all our members will be able to benefit from your generosity.



ASG

**National
Convention**


**August 19-22, 1999
Kansas City, Kansas**

**What an
opportunity!
Register NOW!!!**

Seams So Right

Reprinted from "A Scrap of News," April/May 1997
Flint Hills/Emporia, Kansas

Lightweight, transparent fabrics take the spotlight this spring and summer. And although these soft, drapable fabrics are both flattering and comfortable, working with them is a real challenge. This right seam construction is important.



Keep finished seam allowances very narrow – 1/4" or less to be inconspicuous. If the fabric is a tight weave, *double/ply* seams can be used. The seam is stitched once or twice and pressed to one side. A straight stitch, zigzag or serger can be used. Any raw edge is simply trimmed off close to the stitching. If a more finished look is desired or the fabric tends to ravel, a *serged French seam* can be applied. First serge the edge with wrong sides together, turn and press. With wrong sides together, straight stitch the seam allowance encasing the previous serger stitches. Of course, this seam finish

works only on straight seams and not armholes, necklines or princess seams. Use double/ply seams for curved edges.

An excellent source for working with this season's fabrics is *Claire Shaeffer's Fabric Sewing Guide*. -- Sara Scheil

Sewing Through the Ages

Reprinted from The Omaha Chapter and The Sewing Fashion Council

- 1100 Dutch invented the thimble
- 1200 Buttons created as clothing decorations; not fasteners
- 1250 French tailors made patterns out of thin sheets of wood
- 1300 First scissors produced in Nuremberg, Germany
- 1812 First tape measures appeared during the War of 1812
- 1845 Elias Howe invented first sewing machine
- 1849 Safety pin devised by Walter Hunt
- 1853 America's first sewing machine for consumers created by Isaac Singer
- 1866 O.N.T. (Our New Thread) was developed by Clark Thread Co.; first suitable thread for machine use
- 1869 James McCall's new pattern business used drawings as guides to cut patterns from tissue paper
- 1891 The slide fastener, or zipper was created by Whitcomb Judson
- 1919 Printed patterns first sold by McCall's
- 1927 Simplicity founded by Joseph and James Shapiro
- 1930 Industrial sergers introduced to the U.S. market
- 1934 Simplicity formed an education division
- 1955 Velcro created by Swiss inventor George Demenstral
- 1965 Simplicity did first national TV in pattern industry on commercials *Ed Sullivan* and *Tonight Shows*
- 1970 Sergers made available to home sewers
- 1990 IBM compatible computer sewing for home sewers machines

Bits 'n' Pieces

Our Guild received a lovely card with the following message dated March 3, 1999:

*Dear Sewing Guild Members,
Your donation of fabric is greatly appreciated by all our members. We will put it to good use dressing the Medical Dolls. These dolls are distributed to pediatric patients at Via Christi. Thanking you once again for your kindness.*

*Sincerely,
Phyllis Horne
West Acres F.C.E.*

Guild member **Nancy Riemann** has moved. Her new address is 8995 Ridge Road, Wooster, OH 44691. We will miss Nancy and wish her all the best and happy sewing in Ohio. Hope we see you at future National Conventions, Nancy!

As our Chapter begins to send bulk mailings, please remember that the U.S. Postal Service only forwards *first class mail*; not bulk mailings. If you move, you must notify ASG's National Headquarters (Kansas City) of your new address.

At the ASG meeting on October 5, we will be talking about setting up the "ultimate" sewing room. If you have any tips, please bring them to the ASG meetings between now and then.

H O T W N L U W H C R T I S W M H C B E H T P W G P O A
 E E X V M X J K L Y F F E
 M W J F G W C P O X G
 W C N I P I A O N C
 U F O F E I J R G S
 M P L B L I N D E I W B M
 C O A G M O I G E I D S
 R T O X Z F S Z O B
 I L L J L Z E
 T O H N O T B D V I
 S S A V I N S P O Y
 W M O N I V S X R
 M F K S I A N R O F
 C B I A M C Z W O I I
 H T U L F J X F X H
 P B R E B L J S M G P
 I F E N T R E D E U X Z O A I
 "SEW PUZZLED" SOLUTION

Adams Secured for Special ASG Event in October

The Wichita, Kansas, Chapter of the American Sewing Guild is pleased to announce that Shirley Adams, author and host of "The Sewing Connection" on TV's channel 8 (Wednesday, 2:00 P.M. in the Wichita viewing area), has been secured for an all-day sewing event on October 8, 1999.

This special event will take place in the 4-H Hall at the Sedgwick County Extension Education Center, 7001 W. 21st Street North. If you have any questions, contact Sue Carpenter, our Guild's Special Event Chairman, 721-7630.

Please watch for specific information on the cost, time, and lunch arrangements for this special event to be in our July/August newsletter. Make sure you circle October 8th on your calendar. Don't miss out on this wonderful opportunity to hear Shirley Adams.

SEW PUZZLED

F F E N T R E D E U X Z O A I
W W B L R E B L K J I S M G P
Q H P X J F T X J G L U F L H
C B I I O E Y W Z C W K O M E
F U F P K S I A I N R Q F W M
Y O P N M C G S A T I N S R S
I J A D B U T T O N H O L E T
L L Z E E D H K R P G J L T I
B B Q Z Y S R F Z P X Y O R T
S K D I E G M Q K I Q Y G A C
W B E M L B L I N D H E M P H
S G L J E O H U J O F F L U M
O N C V T P I N T U C K W N L
G X Q P C W G L F I J M M T O
E F F L Y J K X M V X E E O H

FLY
SATIN
WHIP
EYELET

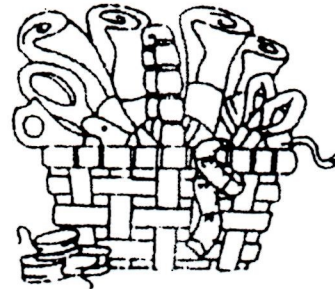
ZIGZAG
PINTUCK
HEMSTITCH
TRAPUNTO

BLANKET
BUTTONHOLE
BLINDHEM
ENTREDEUX

Solution on Page 6.

Just A Reminder!

If you won a door prize recently at a monthly ASG meeting, please take a moment to write a thank you to the person or business who supplied the prize. Door prizes are fun — let's make sure those providing them know how much we appreciate them.



Singer
Approved
Dealer

Brothers
Approved
Dealer

Pfaff
Approved
Dealer

A-1 SINGER SEWING CENTER

Dan Beltz

Sales and Service
316-685-0228

Park Lane Shopping Center
1012 S. Oliver
Wichita, KS 67218
(800) 725-0226

Living Air
Purifying System

QUILTING SUPPLIES
FABRIC, BOOKS,
QUILT AND CRAFT PATTERNS



CHRISTMAS ROOM
OPEN ALL YEAR
ANTIQUES, GIFTS
MUFFY VANDER BEAR

Gramma's Calico Cupboard

1945 S. HYDRAULIC
WICHITA, KANSAS 67211

BETTY WEBB
OPEN MON-SAT 9:30-5:00

Telephone:
(316) 264-0274

PRAIRIE QUILTS

Shirley Binder (Owner)

Parklane Shopping Center ♦ 1010 S Oliver

(316) 684-5855

9:00 - 6:00 Monday - Friday

9:00 - 5:30 Saturday

FINE QUILTING COTTONS

♦ NOTIONS ♦ BOOKS ♦ PATTERNS ♦ CLASSES ♦