

DREAMS and SEAMS



Vol. 2 No. 4

American Sewing Guild -- Wichita, Kansas Chapter

August/September 2000


Words of Wisdom

Sun, Sand and Sewing!

By Denise Dias, Chapter President

Summer makes me think of sun, sand and sewing! Sewing you say??? Yes, sewing!!! I feel like I have made a couple of dozen pairs of shorts and boxers, this year. I feel that way, because I have taught several youth sewing classes this summer. It is neat to see the kids try on something they have made for its first fitting. They beam with pride as they leave the class with something new to wear. You can't put a price on that.

What have I been sewing? Well, I have tried to make some things to



wear for the Sewing Guild Convention which is almost here. I love a challenge and have tried to make some new dresses to take with me.

This year the Guild has again sponsored charms for the 4-H clothing construction youth, as well as, a prize for Open Class Sewing at the Sedgwick County Fair. The Grand Champion in Open Class will win a membership to the Guild.

Our Board has had a few growing pains this year, but we are committed
(Continued to page 8.)

Next Meetings:

AUGUST

Tuesday, August 1

"Joyce Livingston's Trunk Show"
one meeting only at 7:00 P.M.*

SEPTEMBER

***Tuesday, September 23**

"Charity Sew"

*All-Day "Sew-In" from
9:00 A.M. to 9:00 P.M.**

*We will be working in front of
JoAnn Fabrics*
at Towne West Square Mall*

**Note changes in the place, time
and dates of the above events!!!*



Featured in June & July

Machine Embroidery and July "Sew-In"

Our June meeting on "Machine Embroidery" was presented by **Martha Flanagan**, FACS Agent from Cherokee County. Martha brought her expertise, some of her embroidery machines, examples of equipment and thread, and passed out copies of her informative booklet on machine embroidery to each in attendance. She went through the steps of using your embroidery machine (from setting it up to the various terms used in the trade) to her insights on doing various specific

pieces. We all enjoyed the many examples of her work that were on display and that she passed around for the group to see. She inspired many to go home and try their machines, if they never had, or to re-try a specific task that they were unable to complete prior to her presentation. Martha said that she would be glad to help anyone with a question or problem. Her mailing address is 124 W. County Road, P. O. Box 148, Columbus, KS 66725-0148 and her E-mail address is:

<mflanaghan@oznet.ksu.edu> We thank Martha, the "Dr. Ruth" of machine embroidery, for sharing her knowledge with us.

Sewing friends gathered for food, fun and fellowship at the July "Sew-In. Projects were shared and completed." Lots of articles were sorted and cut out for the upcoming September "Charity Sew" to be held in front of JoAnn Fabrics at Towne West Square Mall. With our membership growing, it's nice to take time to get acquainted.

Diane Ericson is Coming to Kansas City!

by Malynda Perkins, Guild Member

Diane Ericson is coming to Kansas City on Saturday, September 9, 2000, to share her enthusiasm and designer's insight with the people of Missouri and Kansas. I am excited about this! I first met Diane Ericson at a conference in Chicago several years ago. I was in a class about closures and how to make them more interesting. Diane has the gift of seeing everything in a different light. She used her father's wallet for a belt with ties for a closure on a shirt, items from the hardware store for fasteners on shirt, a piece of rope to make Chinese frogs and balls, and advertisements to make beads for buttons and necklaces. I later found out she is an artist and inspirational speaker. She inspired those present to push their boundaries. To think about how to make garments unique, with reflections of ourselves and the joys in our lives. She had a positive aura that just flowed to all of us in the room. She was the most inspirational speaker I listened to at that conference. Ericson has written for *Threads* magazine on many subjects. One article in particular, was in the

September 1998 issue. In her article, Ericson states that she was tearing out pictures from magazines and saving them for a detail here and there. When she finally sat down to edit her collection -- to play with the images, cutting them up, recombining them, both reacquainting herself with what had excited her to begin with -- she discovered new inspirations. She realized she was sitting on a gold mine of potentially great new ideas, not just a record of past enthusiasm (paraphrased for *Threads* vol. 78, pg. 65. See issue for more information).

Diane Ericson will be at Cy Rudnick's Fabrics in Crown Center on Saturday, September 9, 2000, from 9:00 to 11:00 A.M. She will be presenting a trunk show of Diane's ReVisions patterns and lecturing on the creative detail and closures, with exciting ideas on how to personalize your garments. She will also talk to you, the designer, energizing and expanding your creative process. Exploring edge finishing techniques as beginning design restructuring. The lectures are \$30 each or \$50 for both lectures on Saturday.

Special Thanks

to **Barbara James** for her help with this month's advertising. More volunteers are needed. If you would like to help, call 789-9600.

Joyce Livingston's All-Day Workshop

Limited Spaces Still Available

There are still a few open spaces in the Joyce Livingston Workshop to be held all-day on Wednesday, August 2, 2000, at the Sedgwick County Extension Education Center. Learn how to turn your favorite T-shirt into a beautiful quilted jacket.

Cost of the workshop is \$15 for Guild members and \$20 for non-Guild members -- plus the cost of supplies. If you are interested, please contact **Sue Carpenter** or **Denise Dias**, 722-7721, immediately.

ADVISORY BOARD MEMBERS:

President: Denise Dias
794-2533 (H), 722-7721 (W)
E-mail: ddias@oznet.ksu.edu

Vice President: Shirley Binder
943-5063 (H), 684-5855 (W)
E-mail: sbinder@fn.net

Secretary:
Sondra Schmittgens, 943-9813
E-mail: aslcouple@gateway.net

Treasurer:
Barbara Blackman, 721-5524

Librarian/Historian:
Aurelia Lobban, 522-5282

Membership Chairman:
Lois Welch, 943-2835
E-mail: Junellenw@aol.com

Newsletter Chairman:
Marcia Davis, 686-4854
E-mail: Gbmhh@aol.com

Education Chairman:
Becky Wondra, 722-0939
E-mail: rlwondra@aol.com

Community Service Chairman:
Sandra Zarnikow, 773-5953
E-mail: SandPatti@aol.com

Publicity Chairman:
Malynda Perkins, 788-7015
E-mail: malynda@feist.com

Retail Liaison Chairman:
Feryl Giesen, 721-4178
Anne St. Clare, 684-5989 (W)
E-mail: needlenookfab@aol.com

Special Events Chairman:
Sue Carpenter, 721-7630
E-mail: sewlady@ksccable.com

Hospitality Chairman:
Aletha Van Camp, 943-0394

ADVERTISING RATES

Ad rates for our bimonthly ASG Newsletter will be as follows:

Inserts (one sheet-8 1/2" x 11") . \$30
Inserts with multiple sheets
are priced by weight.

Full Page \$50
1/2 Page \$35
1/4 Page \$20
Business Card \$10
Classifieds 10¢ a word

The Deadline for the October/November issue will be August 22. Send or give your info. in writing by that date to: **Marcia Davis**, 1020 N. Pinecrest, Wichita, KS 67208
or E-mail: Gbmhh@aol.com

✓ **Mark Your Calendar NOW****PROGRAM SCHEDULE
UPDATE**

Thanks to **Becky Wondra**, our Guild's Education Chairman, we have some wonderful programs scheduled for future meetings. All meetings will be held at the Sedgwick County Extension Education Center, 7001 W. 21st Street North at 1:30 and 7:00 P.M. Highlighted items note a variation from this schedule.

August 1**(7:00 P.M. only)****"Trunk Show"**

Presented by Joyce Livingston
Noted Author and Lecturer

August 2**"All-Day Workshop"**

Joyce Livingston will show how to turn a T-shirt into a quilted jacket

September 5

Prepare for "Charity Sew"

September 23**"Charity Sew"**

at Towne West Square Mall
in front of JoAnn Fabrics

September 28**"Gail Grigg Hazen Workshop"**

(See the enrollment sheet in the center of this newsletter.)

October 3**"Ribbon Roses"**

presented by Julie Craig
Attic Heirlooms Needleart Shop

November 7**"Beading on Fabric & Jewelry"**

presented by Debra Fritch
from Barton, Kansas

SEW UP SOME SUMMER FUN!

Reprinted from Kalamazoo ASG Chapter newsletter

Outdoor entertaining is one of the special treats of summer. Backyard barbecues, Labor Day picnics and pool parties are American traditions. Spend a little time at your serger/sewing machine and make your summer party one to remember with these Wrap Around Canned Drink Coolers. They keep canned drinks cold longer on those hot summer days. They're a terrific favor for your guests to take home! Select fabric in holiday prints or your favorite team colors!

SUPPLIES:


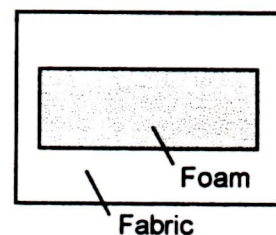
All-purpose thread, 1 spool

12" x 24" piece of 1/2" thick foam rubber

Hook and loop fastener tape

1 yard cotton or cotton blend fabric
(this will make 6 coolers)**DIRECTIONS:**

- 1) Cut fabric pieces 13 1/2" x 10". Cut foam rubber into 11 1/2" x 4" pieces. Cut a 3 1/2" piece of hook and loop tape.
- 2) Press one long edge of fabric under 1/2".
- 3) Wrap fabric around foam, overlapping folded edge over the raw edge of fabric in the center of the foam. Short ends of fabric should extend 1" beyond foam.
- 4) Lengthen stitch to 8-10 stitches per inch. Top stitch next to fold. Stitch again 1/4" from fold.
- 5) With the seam side up fold one end of fabric over 1/2". Cover with loop side of tape. Stitch tape in place. Stitch again to secure.
- 6) Turn wrap-around cover. Fold end over 1/2". Cover with hook side of tape. (The hook tape and loop tape should be on opposite side of the wrap-around). Stitch tape in place. Stitch again to secure.



Make "Blue Ribbon Quilts
with top quality cottons from:

**COTTONWOOD
QUILTS**

fine fabrics, notions & gifts

126 North Main - Hutchinson, KS 67501 - Phone 316-662-2245
Monday - Saturday 9:30-5:00

*Cottonwood Quilts will celebrate our
2nd Anniversary with a sale from
August 21 to August 31*



OUR CHAPTER LIBRARY

These last "lazy days of summer" are a great time to check out a book on sewing and drench yourself in information. The kids will soon be back in school, so why not treat yourself? Check out a book or video at the next Guild meeting -- read or watch it and then share what you've learned with the rest of the Guild. Write a brief review and send it to: **Marcia Davis**, Newsletter Editor, 1020 N. Pinecrest, Wichita, KS 67208 or e-mail it to her at <Gbmhh@aol.com>.

Library items checked out at one month's meeting are due back at the next month's meeting. If you do not return the items in this one month period, you will be fined \$1.00 on magazines and \$5.00 on videos and hard cover books.



WINTER'S BOUNTY!!!



DEFFENBAUGH'S DESIGNS

1001 N. Buckner
Derby, Ks 67037 316-789-0094

**Thomas Kinkade Art
Custom Framing
Stained Glass Supply**

Fabrics — Notions — Quilting Supplies



6411-D W. Morgan Ave.
Hutchinson, KS 67501

(316) 662-3681

Mon.-Sat. 9-5:30

5 Miles S.W. of Hutchinson on Hwy. 50

Locally Owned and Operated Since 1977
Janet, Randy and Leland Headings

You have sewn with her patterns
and read about her in *Threads* Magazine

NOW...

***Diane Ericson
will be in Kansas City!***

There are two great ways to
learn and spend time with Diane.

Saturday, September 9, 2000

9:00 - 11:00 A.M.

Trunk show of Diane's ReVisions Patterns
and lecture on creative details and closures.

Exciting ideas on how to personalize
your garments.

1:00 - 3:00 P.M.

You the designer -- energize and expand your
creative process. Explore edge-finishing
techniques as beginning design restructuring.

Shop with Diane in the store between lectures.

Saturday lectures \$30.00 each

or

Attend All-Day for \$50.00

Visa, MasterCard, American Express, Discover,
or check reserves your space.

Special fabric prices for those in attendance.

***Cy Rudnick's* FABRICS**

CROWN CENTER SHOPS

2450 Grand Avenue
Kansas City, MO 64108

(816) 842-7808

CREATIVE TEXTILES FOR FASHION AND HOME

...for the Love of Sewing...

Denise Dias, Chapter President, will be attending the National Convention in San Diego August 2-7. We look forward to hearing about her trip and seeing what new items and patterns she returns with at the September meeting.

If you are fortunate enough to be attending National this year, please share a favorite story with the rest of the Guild by writing an article for the October/November newsletter. The deadline for articles is August 22 (see information on page 2).

Special Thanks
to **Barbara James** for
her help with this month's
advertising. More volunteers are
needed. If you would like to
help, call 789-9600.

"The Goddess of Fit" Gale Grigg Hazen

The Wichita, Kansas Chapter of the ASG will be holding their Fall Seminar on Thursday, September 28, 2000, at the Sedgwick County Extension Education Center, 7001 W. 21st Street North. This all-day event, featuring noted speaker, author, and seamstress **Gale Grigg Hazen**, promises to be exceptional. You will find the registration information on the ivory sheet enclosed in this newsletter.

This outstanding seminar promises to be filled with fun and educational tips about sewing for the less than perfect figure and preventing sewing disasters. Lunch will be included. You won't want to miss Grigg Hazen on her first visit to Wichita, Kansas.

The Kansas City Chapter of the ASG will be hosting Grigg Hazen on Saturday, September 30, 2000. We are sure that every ASG member and sewing enthusiast will want to attend one or **both** of these events.

Send your registration in TODAY!!!

RIBBON'S RAVE REVIEW

Offray Ribbon gets around. Did you know...???

- Offray ribbon has adorned the White House table.
- The world watched as Offray woven-edge ribbons were placed around the necks of Bronze, Silver and Gold Medal winners at four Olympic Games.
- Fire brigades in North and South America use Offray webbing to support their breathing apparatus.
- An artificial artery woven by Offray saved the life of one of their company employees.
- Offray webbing goes into space with every shuttle mission.

Information provided by Sew News, June 1999.



Kechi Quilt Shop

7348 W. 21st St. N., Suite 106
Wichita, KS 67205
316-773-0338
toll Free 877-744-8500

Janet Robinson



*Jane
Buckley*

Sew N. Sew

Quilt Shop

309 S. Vine
El Dorado, KS 67042
316-320-7600

**September
29, 30 &
October 1**

9-9 Friday and Saturday
1-5 pm Sunday

GO WILD WITH COLOR

Using Karen Stone's "Just Beachy" pattern, create a quilt or wall hanging in the size and shape you prefer.

This class will give you experience (or more experience) in working with decorative threads. This class will also increase your color confidence.

Christmas in July -- but it's August -- What Are You Waiting For???

by Barbara Matthiessen

(reprinted from online Crafts 'n Things Magazine, November 1999)

Have you started thinking about your holiday sewing? You still have time to make some great things for everyone on your list. Why not try Wintry Wilbur? The materials needed are minimal and Wilbur is a great stocking stuffer.

Materials needed are: black or heather black one-size-fits-all stretch glove, white plush felt (3" x 6 1/2" rectangle), orange (3" x 6" rectangle), plaid cotton fabric (color of choice 1 1/4" x 10" strip), filling material --fiberfill stuffing and 1/2 cup pellets, beans, rice, etc., black seed beads, two orange pony beads, and one red heart-shaped button (1/2" across).

The supplies you need are: scissors, ruler, pencil, sewing needle, white thread, fabric glue and straight pins.

Use patterns to cut materials as indicated. Glue two feet pieces together; let dry. Set feet and body pieces aside. For body, firmly stuff center finger of glove and 3/4 of glove body with fiberfill stuffing. Do not stuff remaining fingers, they become wings.

Using doubled white thread, sew a running stitch around cuff edge. Do not cut thread. Turn body upside down so cuff is at top. Pour in pellets, beans or rice. Pull thread tight, closing off cuff opening. Take several stitches through gathered edge to secure. Knot

and clip thread.

With pointed end of feet facing backward, center and glue feet over gathered end of body. Place penguin upright on work surface, rounded end of feet facing forward.

For face, use pattern as placement guide and doubled strand of white thread to sew orange pony bead nose, black seed-bead eyes, and red heart-shaped button in place on white felt body.

Glue body to front of glove so bottom of body is even with bottom of glove. Using photo as guide, bend two fingers forward on each side of body for wings, keeping fingers flat and close together. Glue to secure.

For scarf, fray ends by using straight pin to pull several threads from each side of plaid fabric strip. Tie scarf around neck with knot at left side.



Experience "Sew Beautiful"

Join
Southend Sewing Center
And
Jody and Debbie

For the
SEW BEAUTIFUL
Martha Pullen Heirlooms
With Husqvarna Viking
A four day Sewing Retreat



During this four day, sit and sew school, you'll learn techniques for sewing beautiful heirloom quality garments by machine, and even on the serger! You'll learn tips to make it so easy, you won't believe it!

Dates: October 4, 5, 6, 7, 2000

Time: 9:00 am to 4:00 pm

Location: Hotel at "Old Town", 830 E. 1st, Wichita, Kansas

For more information and to make you reservations call Deanna at 262-6221 or toll free at 1-877-768-8436

Threadwear - Topeka, Kansas

Fred Bloebaum In Kansas For Pattern Trunk Show

Fred Bloebaum will be presenting a trunk show of her pattern line "Clothing Designs by La Fred" at Threadwear in Topeka, Kansas, on Sunday, September 17, 2000. Fred (*a woman with a man's nickname*) is a popular sewing instructor from the San Francisco area. She is a regular instructor at The Sewing Workshop and other local sewing schools. She served on the faculties of several colleges teaching fashion and sewing-related courses and is also a contributor to *Threads* magazine.

Her most recent adventure is the release of her own line of patterns. The line includes blouses, skirts, pants and jackets designed to accommodate a wide variety of shapes, sizes and figure types. Don't miss this Kansas opportunity to see Fred's sample garments up close and in person. Call *Threadwear*, (785) 235-1552, for more details.



Charlotte's Sew Natural

UNIQUE FABRICS FOR QUILTING & FASHION

Meet Kansas Creators!

You are invited to a special OPEN HOUSE event to meet some very talented Kansas women!

These women design and produce patterns, books and notions especially for sewing and quilting!

Saturday August 26th only!

9:30 a.m. to 5 p.m.

Some big names and some new names will be on hand to show you their work up close and personal.

Have books signed, patterns autographed, get help choosing fabrics for particular projects and more!

Bar-b-que will be available for lunch!

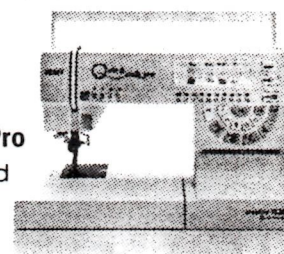
Come to the party in Newton!

Hours: Mon-Fri 9:30 - 5:30, Thurs till 8 pm, Sat till 5 pm

710 Main • Newton, KS • 316-284-2547
www.sewnatural.net

IF SHE LOVES SEWING, WE HAVE AN OFFER YOU SHOULD LOVE.

Save 25% on all tiptronic machines.



creative® 7530 Quilt & Craft Pro

- Pfaff exclusive IDF (Integrated Dual Feed) system
- 400 built-in stitches including hand-look quilt stitch
- 16M and 16P memories
- Automatic needle threader
- Bobbin monitoring

PFAFF

A-1 SINGER

SEWING CENTER 685-0226

Parklane Shopping Center • 1012 S. Oliver

Free Layaways and Financing Available
SALES & SERVICE 1-800-725-0226

9-6 p.m. Mon. - Fri. • 9 - 5:30 p.m. Sat.

New Wichita Shop Features Heirloom Sewing and Modern Needle Arts Supplies and One-of-a-Kind Gifts

"A Time Gone By" is a very unique gift and heirloom sewing arts shop. Owned by **Mindy Brennan** and **Deb Jabara**, it is nestled in the courtyard at Brittany Center at Woodlawn and 21st Street in Wichita just around the corner from the Garden Cafe. Looking for a way to bring to Wichita an appreciation for heirloom sewing and Victorian and modern needle arts, Deb and Mindy actually talked each other into the venture after a friend of theirs discontinued some parts of her inventory. What hatched was a shop which carries supplies for smocking, embroidery and heirloom sewing (*the joys of our lives*), supplies for needlework and sewing enthusiasts, **AND** a shop for the person who has never had the desire to pick up a needle.

Brennan and Jabara decided the bread and butter that would help them get to the dessert would be gifts along a handmade only -- but sophisticated -- line. Thus, they have jewelry, original art, baskets, home decor items, antiques, soaps and bath teas, lotions and, in the future, anything that catches their eyes and makes them say "WOW!!!!". They also have a very talented lady named **Karen Ritter** on their staff. She makes jewelry **BY HAND ONLY**. Though they will sell pre-made jewelry, anyone wanting a unique, one-of-a-kind piece will be able to come in and let Ritter help them with a design.

They are currently trying to get Ritter to teach a class in beginning beading. Mindy Jabara will be giving instructions in many aspects of the needle arts. She is a consummate smocker and seamstress. You may

purchase many of her pre-made and pre-assembled kits at the store.

The shop will also carry many heirloom fabrics and notions -- including handmade Czech buttons. Both Brennan and Jabara have strived

to be as complete as possible with their product line. Everyone dropping by is sure to receive a warm welcome at this new specialty shop! If you have any questions, call them at 636-9197.

Bill's Sewing Machine

Sales & Service

-- Vacuum Cleaners --




BEFORE YOU buy at the Fair --
COME SEE OUR SPECIALS!

Katie & Bill Depew
(316) 669-8695

Facetter
by brother

elna

Hours:
Monday - Friday 9 - 5
Saturday 9 - 3

1-800-371-8695

6411 W. Morgan Ave.
Hutchinson, KS 67501

5 Miles SW on 50 Highway
"At PLEASANTVIEW"

VIKING
Husqvarna

★ Shopping
★ Fashion shows
★ Seminars

★ workshops
★ Door prizes

Branson Ozark Sewing & Craft Expo

September 2 - 4th Missouri

E-mail requests to: ozarkexpo@juno.com

Teachers from across the US & Canada

(cut here)

Please Send me information on The Ozark Sewing & Craft Expo.

Name _____

Street Address _____

City _____

State _____

Zip _____

Phone Number _____

E-Mail _____

Mail to Ozark Sewing & Craft Expo at: P. O. Box 805, Branson MO 65615



Personal Interest Survey 2001 Wichita, KS Chapter

What will the year 2001 bring in the way of programs? Your input is needed to again make our Chapter's year a success.

Please read and fill out the following questionnaire. It helps us to plan our year according to your interests. You are important to the success of our Chapter. It is hard to meet everyone's specific interests, but we really want to try.

Thank you in advance for filling out this information sheet. Please bring this survey to the next meeting or fold it on the dotted lines provided, tape it closed, stamp and mail it to the address provided.

Programs of interest for the Wichita Guild: (Please check all that apply.)

- ☐ Basic Sewing Construction (Accessories, Thread, How-To's, Pattern Adjusting)
- ☐ Advanced Sewing Construction (Tailoring, Making Patterns, Dying Fabric)
- ☐ Hand Sewing (Applique, Ribbon Embroidery, Tatting, Smocking)
- ☐ Home Decor (Shades, Drapes, Table Linens, Color in the Home)
- ☐ Crafts
- ☐ Book Reviews
- ☐ Sewing Equipment (Machine Embroidery, Care, Tips)
- ☐ 1-Day Workshops (i.e., Joyce Livingston, Shirley Adams)
- ☐ 3-Day Workshops with speakers and sewing
- ☐ Sew-Ins (Work on your own projects and community service projects)
- ☐ Trips (Day trips to other stores in our area)

Would you want to be in a Neighborhood Group that has the same common interest as yourself?
☐ YES ☐ NO (Please check one.)

What common interest group would you want to be in? _____

What do you consider to be the best description of your sewing skills or knowledge?

- ☐ Beginning or Know the Basics
- ☐ Average Skills
- ☐ Advanced Skills

Would you like to present, or do you know someone who would like to present, a demonstration or mini-workshop on a specific topic?

Topic: _____

Contact's Name: _____

Contact's Phone Number: _____

THE WICHITA CHAPTER OF THE AMERICAN SEWING GUILD PRESENTS

GALE GRIGG HAZEN

(NATIONALLY KNOWN SEWING, FITTING AND MACHINE EXPERT)

THURSDAY, SEPTEMBER 28, 2000



We are pleased to announce that Gale Grigg Hazen will be the featured speaker at our fall seminar. Come and enjoy a delightful day of fun and tips. Gale will be speaking about sewing for the less than perfect figure and preventing sewing disasters. If you have not had the opportunity to hear Gale before, then you will not want to miss this event. She is an author of several books including her latest ...Fantastic Fit for Everybody...and has been dubbed the "Goddess of Fit". Her lectures not only entertain, but educate as well.

9:00 A.M. to 4:00 P.M.

Members \$35...Non-Members \$40
One price for the entire day!
(includes lunch)

Seminar to be held at...
Sedgwick County Extension Education Center
7001 W. 21st Street North

Advance Registration Required
by September 22, 2000

To register for this seminar, return this form to

Make checks payable to.....

Wichita Sewing Guild

American Sewing Guild

Gale Grigg Hazen Seminar

122 S. Lark

Wichita, Kansas 67209

NAME _____ PHONE _____

ADDRESS _____ AMOUNT \$ _____

If you have questions, call Sue Carpenter at 316-721-7630

September Library Display**Calling One, Calling All
for National Sewing Month**

As you know, September is National Sewing Month, and our Guild will have a display in the Rockwell Branch Library. We would like your help to make this display a success. We need all kinds of sewn articles to fit into two locked glass cases. These can include doll clothes, quilted items, dyed clothing, heirloom sewing -- you name it. We want to include things that show the wide range of sewing possibilities. If you have anything you loved making and want other people to see and be inspired by, please give *Sondra Schmittgens* a call.

Articles will be on display throughout the month of September. We will need your sewn goodies, a small paragraph describing the making of the article (or anything you want to say about the article), and your name and phone number attached to the article. We would like to collect these items at the August Guild meeting and return them to you at the October Guild meeting. Other arrangements may be made if bringing the item to the August Guild meeting doesn't work.

Don't think you're off the hook if you don't call Sondra. She knows who you are, and she has your phone number!!! Call *Sondra Schmittgens*, 943-9813, or send E-mail to her at <aslcouple@gateway.net>. THANK YOU, for your help!!!

NEEDLE IN A HAYSTACK

Fabric-Quilting- Crafts

2 Miles West Of Severy On HWY. 400

9:00 am-5:00 pm	1:00 pm-5:00 pm Sunday
Mon. & Wed. thru Sat.	Summer Hours
Closed Tuesday	7 Days a Week

Lois Klepper, Owner

R. R. 1 Box 174 Severy, Ks 67137

316-736-2942 Email Needle@fox-net.net

**Prairie
Quilts**

1010 S. Oliver, Wichita, KS 67218

email: quiltsrfun@prairiequilts.com

www.prairiequilts.com

Shirley Binder - Owner

316-684-5855

GROUP IS UP AND RUNNING!!!**DERBY NEIGHBORHOOD GROUP**

A new Neighborhood Group has formed in the Derby area. The purpose of this group is to provide a small environment for people to share ideas and learn new techniques from each other. The Derby Neighborhood Group in the Wichita Chapter of the American Sewing Guild meets on the fourth Thursday of the month at 7:00 P.M. in the Woodlawn United Methodist Church. Everyone is encouraged to come. The room is easy to find by walking in the front door and following the signs on the floor to room 11E.

In June, the Derby Neighborhood Group discussed how to make flat pattern alterations so the finished garment would fit the first time. This discussion was led by *Sue Hunt*, a Guild member and alterations specialist.

The topics for the next meetings at the Derby Neighborhood Group are as follows: July 27 -- Paper piecing Nametags or Coasters led by *Teresa Norris* (Guild Member); August 24 -- Silk Ribbon Embroidery led by *Greta Sue Parsons* (Guild Member); September 28 -- Gail Grigg Hazen at the Extension Office; October 26 -- Crocheting Rugs by *Carolyn Anderson* of Carolyn's Corner; and plans are still under advisement for November 18 -- All Day Sew In??? Party???

The Derby Neighborhood Group has decided to use a team approach for leadership. Each of the members will be teaching or helping to coordinate speakers for the group. In November, the group will be looking for topics or speakers for the next year. At the present time, the Contact Persons for the group are: *Malynda Perkins*, 789-9600, or e-mail at <malynda@feist.com> or *Teresa Norris*, 789-0148. They look forward to seeing you in Derby on the fourth Thursday.

Authorized PFAFF Dealer • Authorized BERNINA Dealer

Fabric Corner

QUILTING ♦ FASHION ♦ MACHINE QUILTING

Colleen Janssen
OWNER/MANAGER627 Commercial
Emporia, Kansas 66801

316-342-3040

Chapter Advisory Board Meetings

Our Chapter's Advisory Board meets the fourth Tuesday of the month at the Sedgwick County Extension Education Center in the Ingle Room at 1:30 P.M.. At these Board meetings, elected officers and committee chairs give reports and Chapter business is discussed and voted on.

Thirteen members were present at the June Board meeting. It was moved, seconded and the motion passed to hand out charms to the 4-H Style Revue participants for the second year. It was also moved, seconded, and the motion passed to give a one year membership to the American Sewing Guild through our Chapter to the person with the Grand Champion sewing item at the Sedgwick County Fair in Cheney. These decisions were based on the promotion of sewing in our community and the advertising they will bring. Short and long term goals for the Chapter were also discussed.

Board meetings are open to the public, and the August Board meeting will be on Tuesday, August 22.

Keep It Neat:

To make your own "thread keepers", take clear vinyl that will cling to itself, cut pieces to fit around your spools -- your loose, dusty, unwinding spools of thread are eliminated!

Arbonne International

Swiss Skin Care and Nutritional Products

Teresa Wilson
(316) 651-0549
(888) 382-3074

Call for an appointment. Mention this ad and receive a complimentary facial and makeover with 10% off initial order (additional 5% to Sewing Guild members).

carolyn's corner

ANTIQUES
HAND-MADE RUGS
RAGS FOR RUGS
CRAFTS

CUSTOM ORDERS WELCOME

CAROLYN ANDERSON
(316) 687-6927

1938 SIEFKIN
WICHITA, KS 67208

Words of Wisdom... (Continued from page 1)

to working on making our Chapter well-established. We need your support to help with events, the library, our newsletter, publicity, etc. I hope you will volunteer some of your time to help out.

Our membership has almost doubled over the last year, thanks to the hard work of our Chapter Advisory Board and to you for your support. Please keep the Sew-In and Community Service dates on your calendar. These are times when we can get together and share talk, as well as our love of sewing, with others -- no matter what our level of expertise. I truly believe that people who sew are some of the nicest people in the world.

Sew Something Sunny!

Denise

Quilt Company
Q

Fabric-Classes-Books-Patterns-Notions

P.O. Box 973

"Where Friends Gather"

618 N. Andover Rd.

Andover, KS 67002

Ph: 316-733-7366

Owner Audrey Wright

Hours

Mon-Sat 9-5:30

Sun 1-5:00

MIDWEST SEWING & VACUUM CENTER

Official Sewing & Vacuum Center of Kansas

"WHERE PEOPLE DEAL WITH PEOPLE"

Authorized Dealer For

Bernina • New Home • Bernette • Baby Lock

KANSAS' NUMBER 1 DEALER

Bernina • New Home • Bernette • Baby Lock

Sales • Service • Repair • New & Used
Free Estimates

Necchi • Dressmaker • Nelco • Elna
Riccar • Husky Lock • Singerlock • Viking
Superlock • Kenmore • Pfaff
Industrial Machines • Quilting Machines
Koala-Roberts & Parsons Cabinets, Dealer



Specializing In:

INDUSTRIAL MACHINES AND REPAIR

Monday-Friday 9-6
SAT 9-5

A Stitch Above The Rest
MIDWEST


262-3438

800-848-6729

44 Years In The Same Location


111 Pattie (Corner Pattie & Douglas)

3 Blks East of Old Town



Simplicity-
The Clean Air
Machine

Monthly
Payments Avail



BOOK REVIEW

Make Your Own Great Vests: 90 Ways to Jazz Up Your Wardrobe by Carol Parks

Reviewed by Aurelia Lobban, Guild Librarian/Historian

The book *Make Your Own Great Vests: 90 Ways to Jazz Up Your Wardrobe*, while not available in the Guild library, is available through the Wichita Public Library. It features an extremely simple first vest, a number of elaborate ones and even some that are pretty funky (*one is made out of pull tops from cans*). The book is written by Carol Parks and its publication date is 1995. The book is organized at the beginning with instructions on how to make a vest for beginners, the book has wonderful pictures and descriptions, and then the techniques used are organized at the back of the book with page numbers to reference back to the pictures. An example of techniques for a specific problem is the number of ways to gather the back of your vest whether you decide this at the beginning or later in the process (*buttonholes with a ribbon run through it, gathered and stitched down, an elastic casing or ties*). I thought the descriptions were clear and easy to follow.

The first vest doesn't even require a pattern! If made from chiffon, it would be a great addition to a simple dress since the sheer overdress is still so popular. To make this vest you take 1 and 1/4 yards (*or longer if you want longer*)

fold in both selvage edges (*i.e., for 44 inch wide fabric you would fold in approximately 11 inches*). At the folds, cut down 12 inches and create a keyhole opening (*this will be the arm holes*). On the center back measure 7 inches (*3 1/2 to each side*) this creates the back neckline; gather the fronts to match the length of the back shoulders. Parks suggests a medium length and width zigzag to create a rolled hem (*you probably want to hem the front edges, bottom hem, and armholes before stitching the shoulder seams*).

The book features some simple ideas (*like a black vest with three small paintings or taking black fabric and bleach to create an x's and o's fabric*), some varied applique (*like a striped silk with daffodils front and back*), embroidery, crazy quilt from dramatic satin to recycled family heirloom, and quilting techniques such as Seminole patchwork, or ideas to create your own fabric using ribbons. I really enjoyed the ideas and seeing the various directions you could take using the same technique differently. I hope you'll enjoy checking out sewing books at the public library, I did.

BIG FABRIC SALE!!!

Fashion Fabrics

Large Selection of Calicos

Poly and Cotton Batting

Notions

Threads Embroidery, all purpose and quilting
Rayon, Poly, and 100% Cotton
Most Brands in stock

Classes in Garment Making and Quilting

Large selection of parts

New & Used Machines

We repair all Brands

The Sewing Center

SINGER
Authorized
Dealer

2101 W. 21st St.
Wichita, Ks 67203
(316) 832-0819

ELNA
Authorized
Dealer

sewbiz@feist.com

• **Open Sew Every Wednesday** •

9:30 A.M. to 6:00 P.M. • **Monday - Friday**

9:30 A.M. to 5:00 P.M. • **Saturday**

Coming This Fall

Fred Bloebaum

La Fred Pattern Trunk Show

Clothing Designs by La Fred is a line of elegant, classic clothing patterns with a contemporary twist.

Don't miss this opportunity to see Fred's sample garments up close and in person.

Sunday, September 17

Nancy Shriber

Contemporary Sashiko

Revive the ancient art of Sashiko, beautiful Japanese quilting by hand. You will construct an interlined and lined jacket, incorporation traditional Sashiko stitch designs using luscious silk and rayon threads.

Fri., Sat., Sun., October 27-29

Call for details. 785-235-1552

threadwear

10% Discount for Guild Members (reg. priced fabric)

Huntoon & Oakley • Topeka, KS 785/235-1552

Support Our Advertisers

Don't forget to patronize those advertisers who support our ASG Chapter and thank them for their support. Following is a list of retailers, and the discounts they offer to ASG members on regularly priced fabric and notions.

Remember, to receive your special ASG discount, show your membership card at the cutting table, when purchasing fabric or at the cash register, before purchases are entered.

Receive a 10% discount at:

Hancock Fabrics -- East Wichita
JoAnn Fabrics - Parklane, Wichita
NeedleNook - Blvd. Plaza, Wichita
Prairie Quilts - Parklane, Wichita
Threadwear - Topeka, KS

Receive a 15% discount at:

A-1 Sewing Center - Parklane, Wichita
The Button Hole - McPherson, KS

Receive a 20% discount at:

Southend Sewing - Both locations, Wichita
(new vacuum cleaners and sewing machines not included)

Professional Association of Custom Clothiers

Omaha Chapter Presents

Fred Bloebaum

Sewing Seminar in Omaha, Nebraska

September 15 & 16, 2000

Topics:

21st Century Fabrics
New Designer Techniques
Fitting the Bust
Fred's Original Pattern Line

For more information contact:

Ann Vaughn

7758 Greenleaf Dr.
LaVista, NE 66128-2769
anniesews2@aol.com
(402) 593-7633

Saturday, September 23

Charity Sew -- Love and Life In Action

Please join us on Saturday, September 23, when we will hold a "Charity Sew" at Towne West Square Mall in front of JoAnn's Fabric Store from 9:00 A.M. until 5:00 P.M. We will be working on various charitable projects at that time to include walker aprons (to hold necessary items for walker users), baby clothing, and cancer caps.

We hope you will join us for a two-hour shift. Please bring your sewing machine and favorite sewing tools (scissors, pins, neutral thread, etc.). There will be sign-up sheets available at the meetings prior to this "Charity Sew", so that we can have all two-hour shifts covered.

This will be a worthwhile endeavor for the participants and the people who receive the finished items -- as well as great exposure for our ASG Chapter. We hope to have lots of stop and watch traffic from the mall shoppers of all ages. If you have further questions, please call **Pat Schwening**, 773-6304, or **Sandy Zernickow**, 773-5953.

"SWEATER" KNITS BY THE YARD

Demonstration: Make one-of-a-kind knit garments using cut and sew techniques. September 16 at 10:00 a.m. \$10 per person. Space is limited, so call to reserve yours.

K.N.I.T.S. etcetera

956 S. Oliver (Parklane)
Wichita, KS 67218
316-652-0073

Tuesday-Saturday 10:00 a.m. - 6:00 p.m.

Express your creativity with us!

Part II: Just How DO Those Feet Work?

by Malynda Perkins, Publicity Chairman from information at seminar by Becky Gilbert, Pfaff Consultant

The Blind Hem Foot:

(Continued)

Gilbert also used the blind hem foot for the traditional blind hem. However, she loosened her top tension so it would lay out prettier when pressed flat. She demonstrated her hem using contrasting thread, as the thread could not be seen from the right side. She also reminded us to use the "Pattern Start" key when we missed a spot. On her machine the pattern start was the swing of the needle that took the bite for the hem, so by pressing this button the needle would immediately swing over and catch the hem. She then did what is called an Invisible Blind Hem. She stitched off the edge of the fabric catching the hem with one stitch. The straight part of the stitch was stitched in "air." The impressive fact was that when the hem was turned correctly it had the look of "HAND" stitched (*a four-letter word in her mind*).

Pearls and Piping Foot:

She first demonstrated how to make piping consistently. The Pearls and Piping foot did all the work of keeping the cording in the same place in your bias cut fabric. For baby (tiny) piping she changed to the 5 groove pintuck foot and used the "sugar and cream" cotton yarn for the cord inside of the fabric. Becky did suggest to lengthen your stitch to at least a 3 to prevent puckering and to remember not to stretch your fabric. She also used her dual feed system to keep the top and lower fabric feeding through her machine evenly. She also used this foot for gentle gathering. She started by making a thread tail and lengthening her stitch to at least 4 and up to 6 and tightening the upper tension. The tighter the tension the more the fabric gathered. This works best on light weight fabrics with some body or lightly

starched or stiffened. She reminded us to leave a long thread tail or when we clipped the thread from the machine we would loose our gathers.

Button Holes:

Gilbert demonstrated several types of buttonholes. She first showed how the PFAFF 7570 with the Dual feed dog system could make your own gimp cord for corded button holes, belt loop carriers, or loops for buttons. She took six strands of regular thread and held them under her regular sewing foot in the center position. She lowered her pressure foot, set the machine for a zig zag stitch, and held onto the threads and created a cord in the color of her choice. She then laced this onto the "toes" of her button hole foot to stitch over for a corded button hole strengthening her button hole and giving it a more filled in look. Before she started the button hole, she loosened her top tension so the thread would pull to the under side of

the fabric giving a more professional look to the button hole. A question was asked how to do tiny button holes without the fabric shifting. Gilbert answered that when she does doll clothes, she uses a regular sewing foot on the shank of her machine for a better hold on the fabric, and she continues to use the rest of the button hole apparatus for those buttons with good results.

Expect The Unexpected

BUTTON HOLE Fabrics - Over 5000 Bolts
Silks • Wools • Cottons
Blinds • Linens • Ultra Suede
More Than 2500 Square Feet

- Classes • Notions for all types of sewing
- Bridal Fabrics • Butterick Patterns & Quick Sew
- Wide Selection of gifts including soaps, hand creams and other gifts for those who sew
- Gift Certificates

241-5257
Fax 241-5234 • e-mail buttonhole@iolks.com
102 S. Main - McPherson



FABRIC LIQUIDATION SALE

End bolts of designer fabric
some laces

20 to 75% OFF*

*must take entire piece at these prices

- Model Garments
- Jewelry & Accessories
- Custom fit Bras

2724 Blvd. Plaza
(316) 687-5700

Kapres and Company
<http://www.kapres.com>

**Discount Sewing Machine
Needles**

Teflon Baking sheets
\$1.00 Shipping on all orders
Bulk needle packs = great savings

Needle Release sheets
Serger & Industrial needles
Email: evandpam@mail.mlynk.com

Order securely online or send a
SASE for a price list to:

Kapres and Company
P.O. Box 1585
Washington, PA 15301
724-222-0261

Webhosting for Small
Businesses... Be a Dot-Com-MOM!
<http://www.bizyhome.com>

Nebraska Sewing Seminar Features Fred Bloebaum

The Omaha Chapter of the Professional Association of Custom Clothiers (PACC) is having a seminar September 15 and 16, 2000. The featured speaker will be **Fred Bloebaum**, a PACC member from San Francisco. Fred (*a woman with a man's nickname*) is a regular instructor for The Sewing Workshop and contributor to *Threads* magazine.

Fred will be presenting several topics. *The Inside Scoop* will be presented from 9:00 A.M. to Noon on September 15. This class will teach unique sewing techniques used in constructing garments made from Fred's pattern line such as seam finishes, invisible zippers, mitered corners, hemming with a template, decorative closures, inserting piping and attaching a waistband. Other techniques include stitching a square inset sleeve, finishing the ends of piping with ribbon and a clean finish facing. See and try on garments made from these patterns. *Fitting the Bust* will be presented from 1:00 to 4:00 P.M. on September 15. Learn about three different methods of pattern alteration: slash and spread, pivot and slide, and the "seam" method. Each provide opportunities for creating garments that fit your body in a flattering way. Examine darts and see how to create them when none were provided, how to enlarge them, and how to pivot them anywhere in the pattern. Princess seams will be discussed and you will learn how they can be a "full figured gal's" best friend! Most commercial patterns are drafted for a B cup, thus creating fitting challenges that you will learn to overcome. *Capturing the Essence of Designer Style* will be presented from 9:00 A.M. to Noon on September 16. Learn what goes on in designer workrooms and how top


quality garments have such unique styling, fit and detail. Learn tips and techniques for creating the same details and style that many well-known designers achieve. You will learn techniques for constructing the Donna Karan waistband and narrow hem, Zoran's rolled edges and seams, Peter Cohen's double layered and reversible georgette pants and tops, Harriet Selwyn's narrow pull-on elastic waistband, Oscar de la Renta's matching plaid fringe. You will also learn techniques used by master tailor Richard Tyler such as methods for interfacing, a narrow 1/8" welt pocket, and sewing lining and inside pockets. *21st Century Fabrics* will be the last class available at 1:00 to 4:00 P.M. on September 16. Designers have joined forces with the textile manufacturers to create some of the most exciting and unusual fabrics. Some use natural sources, combine new and old, such as silks coated with synthetics; and some are manmade, such as Tencel and microfibers. There

are many new knits and other hi-tech fabrics available today. Learn about needle, thread and interfacing selection, appropriate patterns to choose, seams and seam finishes and much more. Learn about care and shrinkage. Fred will bring a whole wardrobe made of these fabrics to inspire you.

The Seminar will be held in Omaha Nebraska, at the Dundee Presbyterian Church just off of Highway 133 and 52nd Street. For more information, write: Ann Vaughan, 7758 Greenleaf Dr., LaVista, NE, 68128-2769. E-mail: <anniesews2@aol.com>. Her telephone number is (402) 593-7633. For the 2-day conference, the fee is \$115 per person; for 1-day, the fee is \$75 per person. Registration is from 8:30 to 9:00 A.M. with a lunch break for one hour at noon. You may brown bag your lunch or directions will be available to local fast food establishments. We regret no refunds are available.

PRAIRIE POINTS FABRIC BACK to SCHOOL SPECIALS

DEMINS 30% OFF
TWEILLS 35% OFF
T-SHIRT KNITS
25% OFF



Suitings 25% to 50% off



Come visit us
during the
State Fair!

OPEN MON-SAT 9 AM - 6 PM 863 - 0900
6 SOUTH MAIN HUTCHINSON
www.angelfire.com/ks2/prairieptsfabrielle
e-mail ppflc@ourtownusa.net

CARING
STITCHES
3rd Sat of
each
month
items
sewn are
donated
to local
charities



Hutchinson Neighborhood Group

The Hutchinson Neighborhood Group meets in Hutchinson, Kansas on the first Thursday of the month at the First Presbyterian Church, Sherman & Walnut, at 7:30 P.M. Meetings are held in the church's parlor, so please use the west entrance. Upcoming meetings are:

***Tuesday, August 2**

*Car pool to Joyce Livingston
Trunk Show in Wichita*

***Thursday, September 7**

Sew cancer caps/gowns or bags
Contact person -- Kathy Larson
Meeting to be held at
Lockman Hall, Hutchinson Juco
Nina Cross - refreshments

Thursday, October 5

*Duct Tape Body Wrapping Dress
Form Construction*
Contact person -- Jackie Proffitt
Connie Schwartz - refreshments

Thursday, November 2

"Dos De Tejas" (if possible)
presented by Karen Odam
Contact person -- Marion Whitlock

***Thursday, December 7**

Annual Christmas Party
Potluck Dinner
Jackie Proffitt
905 Old Farm Estates Drive,
Hutchinson, KS

For more information about the group or its meetings, contact **Marion Whitlock**, former ASG Chapter President, (316) 669-9002.

*Editor's note: * marks meetings to be held at a different location than regular monthly meetings.*

Check Out Topeka's QUILTFEST 2000

The Kansas Capital Quilter's Guild's 14th annual quilt show will be held at the Holiday Inn Holidome, 605 SW Fairlawn, Topeka, Kansas on September 16-17, 2000. The following special quilt exhibits will be included: Generations of Quilts: Creating Treasures for all Time, a display of Guild members' family quilts through the years; the 1999 Miniatures from the Heart contest winners, sponsored by Miniature Quilts magazine; and contemporary and traditional quilts by this year's featured quilt artists, Katie Pasquini Masopust, Cheryl Phillips, Judie Zinn, and Tammy Colander. Show hours will be 10:00 A.M. - 5:00 P.M. on Saturday and noon - 5:00 P.M. on Sunday. The show admission will be \$2.

In conjunction with the quilt show, the following lectures will be held at the Kansas Museum of History: "Painting with Cloth" by Katie Pasquini Masopust on Friday, September 15, 7:30 P.M.; and "Quilts from the Kansas State Historical Society" by Blair Tarr, museum curator, on Sunday, September 17, 10:00 A.M. A limited number of lecture tickets will be available at \$5 each at the

QUILTFEST 2000 registration desk at the Holidome on Friday from 3:00 to 6:00 P.M., and Saturday from 8:00 A.M. to 5:00 P.M.

Other popular features of this show will be the wonderful door prizes, including a Bernina and a Husqvarna Viking sewing machine, a Euro Pro iron and suction board, all to be given away at one of the lectures; vendor booths; mini demonstrations on such topics as string quilting, easy curved piecing, thread painting, foundation piecing, I Spy quilts, echo and reverse applique, and painless borders; a certified American Quilter's Society quilt appraiser; the ever-popular silent auction of mini and small quilts to benefit the Battered Women Task Force; the annual donation quilt designed by Guild member, Ruth Powers; and a new educational display.

To receive a registration brochure by mail send \$1 and SASE to: Mary Lees, QUILTFEST 2000 Show Chair, 909 SW Mifflin Road, Topeka, KS 66606. Information is also available on the web at: <http://hometown.aol.com/hmlees/Quiltfest.html>

NEEDLE NOOK FABRICS

Specializing in Lingerie & Knit Fabrics
Laces • Patterns • Notions • Books • Magazines

2714 Boulevard Plaza
(at 2700 E. Lincoln)
Wichita, KS 67211-3812
316/684-5989
Email ndlnookfab@aol.com

Mon-Fri 10:00a.-5:30pm Sat 10:00am-4:00pm



*Thanks to all of you
for your support
during Monica's
journey these past
10 months. She is
now safely home.*

WATCH YOUR MAIL
For Our
BACK TO SCHOOL SALE
AND
FALL CLASS SCHEDULE

...
"SEW-IN"

August 12th
4:00 p.m. to Midnight

AMERICAN SEWING GUILD

WICHITA, KANSAS CHAPTER

1020 N. PINECREST

WICHITA, KS 67208



KS/WICHITA 09/30/2000

DENISE G. DIAS

17000 W MAPLE ST LOT 5E

GODDARD, KS 67052-9278

Inside Info. & Dates to Remember:

September is National Sewing Month - Rockwell Branch Library Display - pg. 9
September 9 - Diane Ericson at Cy Rudnick's in KC - pg. 2
September 15 & 16 - Fred Bloebaum PACC Seminar, Omaha, NE - pg. 14
September 16 & 17 - QUILTFEST 2000, Topeka, KS, Holidome - pg. 15
September 17 - Fred Bloebaum, at Threadwear, Topeka, KS - pg. 7
September 23 - "Charity Sew" @ Towne West Mall, Wichita, KS - pg. 12
September 28 - Gale Grigg Hazen, Wichita Chapter Fall Seminar - pg 5 + insert

Wichita Chapter Meetings:

Monthly Chapter Meetings

1st Tuesday at 1:30 & 7:00 p.m. - pg. 3

Derby Neighborhood Group

4th Thursday at 7:00 p.m. - pg. 9

Hutchinson Neighborhood Group

1st Thursday at 7:30 p.m. - pg. 15

American Sewing Guild MEMBERSHIP FORM

Name _____

Address _____

City _____ State _____ Zip _____

Phone (____) _____ Date _____

FAX (____) _____ E-mail: _____

Return to: **American Sewing Guild**
Association Headquarters
9140 Ward Parkway, Suite 200
Kansas City, Missouri 64114-3336
FAX (816) 444-0330 info@asg.org

**American
Sewing
Guild**

☐ **New Member** - \$35.00

☐ **Renewal** - \$30.00
(if received **before** expiration date)

☐ **Late Renewal** - \$35.00
(if received **after** expiration date)

Wichita, Kansas Chapter

☐ Check enclosed payable to the:
"American Sewing Guild"

☐ Please bill my MasterCard / VISA
account (Circle one)

Expiration Date _____

Account Number _____

Signature _____