

# DREAMS and SEAMS



Vol. 2 No. 5

American Sewing Guild -- Wichita, Kansas Chapter

October/November 2000

## Words of Wisdom

### *Thoughts of Fall*

*By Denise Dias, Chapter President*

It's fall and time to start thinking about the upcoming months. All of the holidays and the sewing that needs to be completed before the end of the year. Challenge projects that need to be started and completed by the September meeting! I need to get busy!

National convention was great! You can read more about it in my special article on the National ASG Convention in San Diego.

Fall also means time to elect new officers. We have had many

"growing pains" this year, and that is to be expected, since we doubled our membership in one year! The Board

has worked through many items with great success, but our work is not finished. We need several people to step up to the plate and take leadership roles within our guild to help keep the momentum moving

forward. At this point in time, we have 9 positions to be elected in our fall election. We need to keep fresh faces and ideas on our board to keep

*(Continued to page 8.)*



### *Next Chapter Meetings:*

#### **OCTOBER**

**Tuesday, October 3**

**"Ribbon Roses"**

presented by Julie Craig  
Attic Heirlooms Needleart Shop

#### **NOVEMBER**

**Tuesday, November 7**

**"Beading on Fabric & Jewelry"**

presented by Debra Fritch  
from Barton, Kansas



## **Featured in August & September**

### *Joyce Livingston and Our "Charity Sew"*

In August, we enjoyed the Trunk Show presented by **Joyce Livingston**. Both the Hutchinson and Derby neighborhood groups joined us for this wonderful evening of fun and fashion.

On August 2, Joyce Livingston presented her workshop on "How to Make a Quilted Jacket from a T-Shirt". There were 26 ladies who attended and the variety of T-shirts was endless. Many new techniques

were taught and the women worked long and hard the entire day to make jackets that will be worn this Fall for added warmth or to complete an ensemble for a fancy party. If you missed this workshop, don't fail to attend it the next time it is offered.

September's monthly meetings were filled with members cutting out various projects and preparing sewing machine cover kits for our "Charity Sew" at Towne West Square on

September 23. We will be making cancer caps, walker caddies and baby garments. Kits to make sewing machine covers will also be sold with a portion of the proceeds going to "Sew for the Cure". Special thanks to **Pat Schwening** and **Sandy Zernickow** for their outstanding job of coordinating this community event. We look forward to many more such activities spotlighting sewing and sharing in our community.

## Member-Get-A-Member Contest on National and Local Level

In conjunction with the *Member-Get-A-Member Contest* that is being sponsored Nationally by ASG the Wichita Chapter will be rewarding the member that sponsors the most new members at the local level with a one year membership extension. Just keep a list of the people that you sponsor and turn them in to the membership board member.

The contest runs for ten months from September 1, 2000 to June 30, 2001. So gather all your sewing friends and bring them to ASG. Help them fill out a new membership form, being sure to include your name and membership number as their sponsor. Be sure to pick up some new membership forms, which contain all of the rules for the national contest at our next monthly meeting. We will be awarding 2nd and 3rd prizes as well.

## SPECIAL THANKS TO OUR WONDERFUL SUPPORTERS

A **BIG** "thank you" to the shops who donated door prizes to make the August meeting with Joyce Livingston's Trunk Show extra special. Following is a list of the shops that donated prizes and the winners: Arbonne--**Rosie Mannebach**; A-1 Singer Pfaff--**Marilyn Beaver**; Kechi Quilt Shop--**Dora Mae Mooberry**, **Lyla Flipppo**, **Anne St.Clair**, **Kay Harrison**, and **Norma Gordon**; K.N.I.T.S. etcetera--**Barbara McGreger**; Needle Nook Fabrics--**Mary Malone**; Prairie Quilts--**Sondra Schmittgens**, **Carolyn Bolt**, and **Jane Pomeroy**. As you visit these shops, please take the time to say "thank you" for their support.

Two Door prizes were also given by the Wichita ASG Chapter. **Barb Blackman** won a mug filled with sewing goodies (*complete with chocolate*). **Carolyn Rundstrom** won a registration to the Gail Grigg Hazen seminar.

## ADVISORY BOARD MEMBERS:

**President:** Denise Dias  
794-2533 (H), 722-7721 (W)  
E-mail: ddias@oznet.ksu.edu

**Vice President:** Shirley Binder  
943-5063 (H), 684-5855 (W)  
E-mail: sbinder@fn.net

**Secretary:**  
Sondra Schmittgens, 943-9813  
E-mail: aslcouple@gateway.net

**Treasurer:**  
Barbara Blackman, 721-5524

**Librarian/Historian:**  
Positions needs filled!

**Membership Chairman:**  
Lois Welch, 943-2835  
E-mail: Junellenwic@aol.com

**Newsletter Chairman:**  
Marcia Davis, 686-4854  
E-mail: Gbmhh@aol.com

**Education Chairman:**  
Becky Wondra, 722-0939  
E-mail: rlwondra@aol.com

**Community Service Chairman:**  
Sandra Zarnikow, 773-5953  
E-mail: SandPatti@aol.com

**Publicity Chairman:**  
Malynda Perkins, 788-7015  
E-mail: malynda@feist.com

**Retail Liaison Chairman:**  
Feryl Giesen, 721-4178  
Anne St. Clare, 684-5989 (W)  
E-mail: needlenookfab@aol.com

**Special Events Chairman:**  
Sue Carpenter, 721-7630  
E-mail: sewlady@kscable.com

**Hospitality Chairman:**  
Aletha Van Camp, 943-0394

Don't forget to vote for the officers you choose on the enclosed ballot. Voting is your right and your duty -- don't ignore it!!!

**VENDERS NEEDED FOR  
THE GOOD SHEPHERD  
LUTHERAN CHURCH 2<sup>ND</sup>  
ANNUAL CRAFT SALE ON  
SATURDAY, OCT. 28<sup>TH</sup>.  
CALL NANCY BERRY AT  
788-5230 FOR DETAILS.**



W O M E N  
of the  
Evangelical Lutheran Church in America

## ADVERTISING RATES

Ad rates for our bimonthly ASG Newsletter will be as follows:

Inserts (one sheet-8 1/2" x 11")...\$30

Inserts with multiple sheets  
are priced by weight.

Full Page ..... \$50

1/2 Page ..... \$35

1/4 Page ..... \$20

Business Card ..... \$10

Classifieds ..... 10¢ a word

The Deadline for the December/January issue will be October 24. Send or give your info. in writing by that date to: Marcia Davis, 1020 N. Pinecrest, Wichita, KS 67208 or E-mail: Gbmhh@aol.com

✓ **Mark Your Calendar NOW**  
**PROGRAM SCHEDULE**  
**UPDATE**

Thanks to **Becky Wondra**, our Guild's Education Chairman, we have some wonderful programs scheduled for future meetings. All meetings will be held at the Sedgwick County Extension Education Center, 7001 W. 21st Street North at 1:30 and 7:00 P.M. Highlighted items note a variation from this schedule.

**October 3**

**"Ribbon Roses"**

presented by Julie Craig  
 Attic Heirlooms Needleart Shop


**November 7**

**"Beading on Fabric & Jewelry"**

presented by Debra Fritch  
 from Barton, Kansas

**December 5**

Our Annual Party

...for the Love of Sewing... 

**ASG NATIONAL CONVENTION IN SAN DIEGO**

by Denise Dias, Chapter President

The ASG convention was wonderful! The resort we stayed in was fabulous, gardens, gazebo and swimming pools everywhere! The weather was a comfy 80 degrees most days, and the food was tasty, but enough of that! How were the classes?

The classes were great! I went to classes on Sulky Stabilizers, Shaping Shoulders, Heirloom Sewing with Martha Pullen, (*she was a hoot!*), design inspiration with Kenneth King (*he's from Salina, by the way*), and several others which

were fabulous. The highlight of my trip was having lunch with Linda Grippentrog, Sew News editor and Pauline Richards, editor the The Total Embellishment Newsletter. Visiting with them was priceless!

Yes, I did buy fabric and patterns, like I always do when I travel, and the fabric shopping was awesome. You can ask me more about it in person.

I do hope you will start saving your pennies to go to Birmingham, Alabama next year, it promises to be even better!

**Welcome to Our New Members and Renewals**

**NEW MEMBERS & TRANSFERS:**

Bohm, Barbara	788-5097	206 S. Brookforest	Derby, KS	67037
Ensminger, Jill	663-2014	6 S. Main	Hutchinson, KS	67501
Mooberry, Dora Mae	773-2212	409 Filmore, #502	Cheney, KS	67025
Wulf, Lynn	788-9305	113 Lauber Lane	Derby, KS	67037

**RENEWALS:**

Shook, Gladys	665-5130	916 E. 8th Ave.	Hutchinson, KS	67501
---------------	----------	-----------------	----------------	-------

**Sonya's**  
*Couture Designs*

**FABRIC LIQUIDATION SALE**

End bolts of designer fabric  
 some laces

**20 to 75% OFF\***

\*must take entire piece at these prices

- Model Garments
- Jewelry & Accessories
- Custom fit Bras

2724 Blvd. Plaza  
 (316) 687-5700

**"Expect The Unexpected"**  
**Fabrics - Over 6000 Bolts**

Silks • Wools • Cottons • Blends • Linens • Ultra Suede  
 More Than 2500 Square Feet

- Classes • Notions for all types of quilting & sewing.
- Bridal Fabrics • Butterick, Kwik Sew & Quilting Patterns.
- Wide Selection of gifts including a full selection of Crabtree & Evelyn Products and other gifts for those who sew.
- We carry Hoffman, RJR, Moda, Bali, Benartex, Rose & Hubble, Kona Bay & a variety of others.

**THE**  
**BUTTON**  
**HOLE**

**Gift Certificates**  
 9am-6pm Mon, Tues, Wed & Fri  
 9am-8:30 Thursday  
 9am-5:30 Saturday

**241-5257**

Fax 241-5234

email: [sales@buttonhole.net](mailto:sales@buttonhole.net)

[www.thebuttonhole.net](http://www.thebuttonhole.net)

102 S. Main • McPherson

Moving to 101 N. Main in January to Provide  
 you with 10,000 sq. ft. of Quilting & Sewing Products

**Special Event**

Susan Fears from Bernina  
**G.I.F.T.S.**

**Great Ideas for Thoughtful Sewing**

Everyone loves receiving gifts, but, even more fun is giving a gift handmade by you! Come see stitching ideas to suit a variety of gift-giving occasions. Designed for all levels of stitchers, this class will highlight sewing, embroidery and serging techniques. Every attendee will receive a gift portfolio filled with free products, patterns and gifts. Don't miss the door prizes, refreshments and, the opportunity to give and receive handmade gifts.

**Friday, October 20**  
10:00-12:00 or 2:00-4:00

Class Fee: \$8

Call for reservation 785-235-1552!

# threadwear

10% Discount for Guild Members (reg. priced fabric)

Huntoon & Oakley • Topeka, KS 785/235-1552

Fabrics – Notions – Quilting Supplies



5 Miles S.W. of Hutchinson on Hwy. 50

**23rd Anniversary Sale**

**Nov. 9, 10, 11**

**Register for Prizes**

No purchase necessary to register  
18 yrs. or older to register  
Need not be present to win

Many specials throughout the store

**Free demos 1st Tuesday  
of each month. 10:00 & 1:30**


(316) 662-3681 • 6411-D W. Morgan Ave., Hutchinson, KS 67501  
Mon.-Sat. 9-5:30

# IF SHE LOVES SEWING, WE HAVE AN OFFER YOU SHOULD LOVE.

*Save 25% on all tiptronic machines.*

**creative® 7530 Quilt & Craft Pro**

- Pfaff exclusive IDF (Integrated Dual Feed) system
- 400 built-in stitches including hand-look quilt stitch
- 16M and 16P memories
- Automatic needle threader
- Bobbin monitoring



## PFAFF

**A-1 SINGER**

**SEWING CENTER 685-0226**

Parklane Shopping Center • 1012 S. Oliver

Free Layaways and Financing Available

**SALES & SERVICE 1-800-725-0226**

9-6 p.m. Mon. - Fri. • 9 - 5:30 p.m. Sat.


## Hospitality Doesn't Just Happen

Members should note that Hospitality Chairman, **Aletha Van Camp**, has done a wonderful job of decorating our refreshment table and making sure that it is running over with goodies. Please remember to tell her how much you appreciate her efforts. While you are visiting with her, make sure you tell Aletha when "YOU" will be bringing goodies to share with the group. If you miss her at the meeting, her phone number is 943-0394. Aletha does her part -- let's all do ours!!! (Special "thanks" to all of you who have shared your homemade goodies -- keep'em coming!)

**Thank You!!!**

**Thank You!!!**

Special thanks go to **Pam Fulton** who collated, folded, labeled, stamped and mailed the last issue of our newsletter. Make sure you tell her how much you appreciated the job she did!



## Kechi Quilt Shop

7348 W. 21st St. N., Suite 106  
Wichita, KS 67205  
316-773-0338  
Toll Free 877-744-8500

**Janet Robinson**

## Fabric Swap Demonstrations

Our Fabric Swap is fast approaching, and we are adding some new things this year. In addition to table rentals and the sale of fabrics, we will have the Sulky Trunk Show on display. We are also planning to have different sewing demonstrations going on throughout the day.

If you are interested in presenting a demonstration on anything related to sewing, needlework, or something similar, please give **Sue Carpenter** a call at 721-7630 (home) or 722 7721 (work). The Board will be making decisions in the near future on which demos will be chosen for presentation. Come and show others what you have been doing. The Fabric Swap is the last weekend in March, 2001.

Authorized PFAFF Dealer • Authorized BERNINA Dealer

**Fabric Corner**



QUILTING ♦ FASHION ♦ MACHINE QUILTING

Colleen Janssen  
OWNER/MANAGER

627 Commercial  
Emporia, Kansas 66801

316-342-3040

Hours: M, T, Th, Fri 9-5:30 • Wed 9-8 • Sat 9-5 • Sun 1-4

## MIDWEST SEWING & VACUUM CENTER

Official Sewing & Vacuum Center of Kansas

**"WHERE PEOPLE DEAL WITH PEOPLE"**

**Authorized Dealer For**

Bernina • New Home • Bernette • Baby Lock


**KANSAS' NUMBER 1 DEALER**

Bernina • New Home • Bernette • Baby Lock

**Sales • Service • Repair • New & Used**

**Free Estimates**

Necchi • Dressmaker • Nelco • Elna  
Riccar • Husky Lock • Singerlock • Viking  
Superlock • Kenmore • Pfaff  
Industrial Machines • Quilting Machines  
Koala-Roberts & Parsons Cabinets, Dealer



**Specializing In:**

**INDUSTRIAL MACHINES AND REPAIR**

**Monday-Friday 9-6  
SAT 9-5**



**Simplicity-  
The Clean Air  
Machine**

**Monthly  
Payments Avail**

**262-3438**

**800-848-6729**

**44 Years In The Same Location**

111 Pattie (Corner Pattie & Douglas)  
3 Blks East of Old Town



## Tips on Needles and Thread from Pfaff Consultant Becky Gilbert

by Malynda Perkins, Publicity Chairman

Here are some of the invaluable tips which Pfaff Consultant Becky Gilbert shared at a seminar this year in Kansas City.

### THREADS:

Thread has a memory. In order to thread your machine and not have a breakage problem — especially with metallic or speciality threads — you need to thread your machine correctly. To find out how the spool of thread needs to be placed on your machine you need to use "virgin" thread. Virgin thread is thread that has never come off the spool. Hold the spool in your right hand, horizontally, with the loose thread end in your left hand. Draw off about one yard of thread and bring the loose end to the spool. If the thread that is in the loop in front of you twists, then you need to turn the spool end for end. Cut off the loop of thread and repeat. The new loop of thread should not twist and therefore will not break in your machine, just thread it that way on your machine. At least 80% of all thread will come off from the back, but not all, so check your thread and you will have little or no problems. This was how Gilbert tamed all of her metallic threads on contest pieces for the PFAFF competitions.

If you are having problems with Thread Tornadoes or

Slinkys just above the eye of your needle, you need to go to a larger eye in your needle. Thread Tornadoes or Slinkys are caused by friction on the thread. Becky's favorite needle is a medafil #80 due to the large eye which accommodates these threads. A top stitching needle will also work well due to its larger eye. Gilbert prefers to have all her threads come off the spool horizontally, but realizes that sometimes that is not possible. She does insist that the new flat thread must be placed horizontally. If it is not, it will not give the dimension that it was designed to.

Another thing to consider is that if you are using a metallic thread you need to use a cotton bobbin. Polyester or polyester/cotton blends in the bobbin will cut the thread on top, sometimes immediately, and sometimes through wear of the product. Gilbert also suggests that if you are going to use Monofilament thread on the bobbin to wind the bobbin at an even, constant speed. This monofilament thread will stretch, therefore you do not want to wind it too fast. Also, you only want to wind the bobbin one-half full. If you do fill it full, you may not be able to get the bobbin off of your machine. It will tighten the center of the bobbin. Gilbert remember having a bobbin explode inside the bobbin case while she was stitching — what a mess. She challenged everyone to try Cotty Thread when embroidering or top stitching. She showed a piece of embroidery that looked as if it was done by "HAND" due to the texture of this thread.

### NEEDLES:

Gilbert believes you need to use the smallest needle possible to get the job done. She said that it is much easier to put a needle into multiple layers of denim than to try to use a roofing nail, so think about it — smaller needles will go into fabric much easier, and look better in the long run. Twin Needles also come as Medifil needles ranging from 1.4 to 8.5 spacing in between the needles and a full range of sizes for the needle (i.e. 8's, 10's, 12's, etc.) So if you are using metallic thread and want to use a twin needle, they are out there.

Gilbert also brought four of the contest winners from the PFAFF design challenge and showed how each was made. Malynda says that she really enjoyed the conference and Becky's inspirations at trying new things or old things with a new twist. Everyone had a good time while learning new things that their machine (whether PFAFF or not) could do if only they pushed the envelope a little and experimented.

### NEEDLE IN A HAYSTACK

Fabric-Quilting-Crafts  
2 Miles West Of Severy On HWY. 400

9:00 am-5:00 pm  
Mon. & Wed. thru Sat.

1:00 pm-5:00 pm Sunday  
Summer Hours  
7 Days a Week

Lois Klepper, Owner  
R. R. 1 Box 174 Severy, Ks 67137  
316-736-2942 Email Needle@fox-net.net

**Prairie  
Quilts**



1010 S. Oliver, Wichita, KS 67218

email: quiltsfun@prairiequilts.com

www.prairiequilts.com

Shirley Binder - Owner

316-684-5855

## **DERBY NEIGHBORHOOD GROUP WELCOMES ALL!**

The Derby Neighborhood Group meets the 4th Thursday of each month at the Woodlawn United Methodist Church, at the corner of Kay and Woodlawn in Derby, Kansas, at 7:00 P.M. Please use the front entrance.

All current ASG members and interested persons are welcome to attend the Derby meetings. Your Chapter membership serves as your passport to any neighborhood group. These smaller neighborhood groups are a great way to get to know people or a more personal note. If you have any questions, please contact **Malynda Perkins**, 788-7015 or by E-mail at <malynda@feist.com>.

### **Arbonne International**

*Swiss Skin Care and Nutritional Products*

Teresa Wilson  
(316) 651-0549  
(888) 382-3074

Call for an appointment. Mention this ad and receive a complimentary facial and makeover with 10% off initial order (additional 5% to Sewing Guild members).

## **Sew Natural**

UNIQUE FABRICS FOR QUILTING & FASHION

### **GREAT NEW FABRICS**

The latest fashion fabrics are arriving now in  
**COLORS FOR FALL!**

- ⇒ Printed Sheers
- ⇒ Chamois Soft Corduroy
- ⇒ Corduroy with LYCRA Stretch
- ⇒ Cotton Sherpa and Matching Ribbing
- ⇒ FLANNEL Plaids
- ⇒ CHENILLE!
- ⇒ MODA - Folk Art Christmas, All Things Christmas, Winter at the Lodge
- ⇒ P & B - Pine Garland
- ⇒ HOFFMAN - 'Tis the Season, Evergreen, Balis
- ⇒ DEBBIE MUMM - Woodland Christmas
- TRIM - TRIM - TRIM**

♦ Yes, we have the trims that you are looking for to trim your jeans, skirts, jackets, whatever!

Hours: Mon-Fri 9:30 - 5:30, Thurs till 8 pm, Sat till 5

710 Main • Newton, KS • 316-284-2547  
[www.sewnatural.net](http://www.sewnatural.net)

## **3 MACHINES IN 1**

Husqvarna Viking Rose



- Professional Embroidery up to 8 inches in size
- Computerized Sewing machine with 120 functional and decorative stitches built-in
- Quilting machine free motion Stippling, Quilting and Hand-look top stitch.
- Automatic Self-adjusting thread tensions
- Convenient front drop-in bobbin
- Exclusive one-touch stitch selection
- Includes, Customizing software, Thread Sampler, Special collection 1 pattern pack, and CD with 60 Embroidery Designs

Reference Retail for package \$3428.00

WHILE SUPPLIES LAST

**\$1999.**

COUPON

**1 Pair Scissors Sharpened  
FREE**

1 pair per coupon, 1 coupon per customer

## **SOUTHEND SEWING & VACUUM CENTER**

2601 So. Hydraulic  
Wichita, Kansas 67216  
262-6221

9121 W. Central  
Wichita, Kansas 67212  
729-7338

## Butterscotch Cheesecake Bars

from the Kitchen of Gladys Shook

### You'll Need:

- |                                     |   |
|-------------------------------------|---|
| 1 (12 oz.) pkg butterscotch morsels | 1 (8 oz.) pkg cream cheese              |
| 1/3 c. margarine                    | 1 (14 oz.) can sweetened condensed milk |
| 2 c. graham cracker crumbs          | 1 tsp. vanilla                          |
| 1 c. chopped walnuts                | 1 egg                                   |

In medium saucepan, melt morsels and margarine, stir in crumbs and nuts. Press half the mixture firmly onto bottom of a 9" x 13" baking pan. In large mixer bowl, beat cream cheese until fluffy. Beat in condensed milk, vanilla and egg. Mix well. Pour into prepared pan. Top with remaining crumb mixture. Bake 25 to 30 minutes or until a tooth pick inserted near center comes out clean. Cool before cutting into bars. Refrigerate leftovers.



## THANKSGIVING

### *carolyn's corner*

ANTIQUES  
HAND-MADE RUGS  
RAGS FOR RUGS  
CRAFTS

CUSTOM ORDERS WELCOME

CAROLYN ANDERSON  
(316) 687-6927

1938 SIEFKIN  
WICHITA, KS 67208

Becky Lomasney

126 North Main  
Hutchinson KS 67501  
Phone 316-662-2245  
Monday - Saturday  
9:30 - 5:00

COTTONWOOD  
QUILTS

*fine fabrics, notions & gifts*

### Words of Wisdom

### *Thoughts of Fall...*

(Continued from page 1)

us moving int that forward direction. Please consider how much you like being a part of our Guild, and how you can fit into our Board. Offices can be shared to take the load off of one person. We want our chapter to continue its great success and you need to be a part of it. What is stopping you from taking a leadership role in our Guild? My sincere hope is that evryone can take their turn at helping shape our guild into the great organization I know it can be, but we need your help to make it great!

Happy stitching!

*Denise*

### FOR SALE:

Elna Lock Pro5DC (5-thread serger). Less than 3 years old. Used only 11 times. With all accessories and book. Contact: 944-2064.

### Fashion Fabric Sales

Large Selection of Calicos

Poly and Cotton Batting

Notions

Threads Embroidery, all purpose and quilting  
Rayon, Poly, and 100% Cotton  
Most Brands in stock

Classes in Garment Making and Quilting

Large selection of parts  
New & Used Machines  
We repair all Brands

### The Sewing Center

SINGER  
Authorized  
Dealer

2101 W. 21st St.  
Wichita Ks 67203  
(316) 832-0819  
sewbiz@feist.com

ELNA  
Authorized  
Dealer

## "Hats Off" to Our Advertisers

Don't forget to patronize those advertisers who support our ASG Chapter and thank them for their support. Following is a list of retailers, and the discounts they offer to ASG members on regularly priced fabric and notions.

Remember, to receive your special ASG discount, show your membership card at the cutting table, when purchasing fabric or at the cash register, before purchases are entered.

### Receive a 10% discount at:

Hancock Fabrics — East / West  
JoAnn Fabrics - All locations  
Needle Nook Fabrics - Blvd. Plaza  
Prairie Quilts - Parklane  
The Sewing Center - W. 21st St.

### Receive a 15% discount at:

A-1 Sewing Center - Parklane  
The Button Hole - McPherson, KS

### Receive a 20% discount at:

Southend Sewing

(new vacuum cleaners and sewing machines not included)

## Shop 'til you drop!

Nancy's Notions offers a 10% discount to ASG members when they use the following code when placing an order; SCASG9 (good through December 31, 2000). This will allow you to get a discount based on the newest catalog.

To get your 10% discount at JoAnns, you need to use the card that you received from them in the mail. It came inside a flyer on fleece. *This allows you to have a discount even on sale items!!!* You may also be asked to show your ASG membership card, so be prepared to show it if needed. New members will get their card from the national office after they have enrolled in ASG. They will send out new cards after the first of the year to update their list of members. ASG is only one of three national groups to receive this discount.



### BILL'S SEWING MACHINE SALES & SERVICE

— Vacuum Cleaners —

Katie & Bill Depew  
(316) 669-8695

1-800-371-8695

6411 W. Morgan Ave.  
Hutchinson, KS. 67501

5 Miles SW on 50 Highway  
"At PLEASANTVIEW"

## How to be Stable in an Unstable World

### Six Main Functions of Stabilizers

from National Convention by Sulky of America

- (1) Stabilize fabric and supplement fabric weaknesses.
- (2) Stabilize and improve appearance of embroidery and decorative stitching.
- (3) Minimize adverse affect of push - pull. (As the design is sewn fabric will either be pulled in (satin stitch) or pushed up (pucker; happens most often in digitizing).
- (4) Maintains the resolution of the embroidery (embroidery with a backing tends to look crisper and neater).
- (5) Extends the launderability of the garment.
- (6) Eases the ability to un-embroider (rip out).

### Tips:

There are four categories of stabilizers: Wash away type; Tear away type; Burn away type; and Cut away type.

Most professional embroiderers prefer cut away stabilizers, because they stand up to all the needle penetrations better than tear aways do. "Cut aways" also reduce the amount of shrinkage of the design — but not of the fabric.

When using two layers of the same stabilizer, turn them in opposite directions for extra strength.

Stitch-intense designs should not be placed on light weight fabrics.

# JoAnn Fabrics & Crafts

⇒ We offer a variety of classes

⇒ Dates and times vary by store

⇒ If you are interested in taking or teaching a class please contact store closest to you.

⇒ Store Locations: Parklane Shop. Ctr. -  
Town West - Twin Lakes & The  
Hutchinson Mall



## Sewing Classes

**Receive 10% off one class fee with flyer**

*A Time Gone By*  
A Timeless Gift and Sewing Shoppe  
5422 E. Central 685-5004

Heirloom Fabrics: Swiss Batiste. Irish Linen: Handkerchief  
and Clothing Weight. Velveteen. Bridal  
and Formal

Heirloom Clothing: Christening Gowns. Bonnets.  
Blankets  
Children's Handmade. Smocked  
Dresses. All One-of-a-Kind

Women's Clothing and Accessories

Handmade Jewelry. Including Victorian Reproductions

English Smocking: Lessons. Plates. Floche. Needles.  
Pre-smocked and Ready-to-Smock  
Insert. Pleating Service

French Laces. Swiss Embroideries. Beauty Pins. Silk  
Ribbon. Heirloom Sewing Thread

Hand Monogrammed Baby. Bed and Bath Linens

Handmade Soaps and Bath Teas

Come Enjoy English Tea or Coffee. Stay and Chat

Hours: Wednesday to Friday. 10:00 to 5:00  
Saturday. 10:00 to 2:00

*Call for our Class Schedule*

*Stop by Our Store for  
Our Christmas Specials*

*Come by Early to Order Your Gift Baskets*

## Hutchinson Neighborhood Group

The Hutchinson Neighborhood Group meets in Hutchinson, Kansas on the first Thursday of the month at the First Presbyterian Church, Sherman & Walnut, at 7:30 P.M. Meetings are held in the church's parlor, so please use the west entrance. Upcoming meetings are:

### Thursday, October 5

*Duct Tape Body Wrapping Dress  
Form Construction*

Contact person -- Jackie Proffitt  
Connie Schwartz - refreshments

### Thursday, November 2

*"Dos De Tejas" (if possible)*

presented by Karen Odam

Contact person -- Marion Whitlock

### \*Thursday, December 7

*Annual Christmas Party*

Potluck Dinner

Jackie Proffitt

905 Old Farm Estates Drive,  
Hutchinson, KS

For more information about the group or its meetings, contact **Marion Whitlock**, former ASG Chapter President, (316) 669-9002.

*Editor's note: \* marks meetings held at a different location than regular meetings.*



FALL!!!

FLEECE!!!

FOOTBALL!!!

FLEECE!!!

FANTASTICALLY WARM!!!

FLEECE!!!

## CREATIVE PIECING FOR QUILTED CLOTHING

from National Convention by Mary Ray, Associate Editor, *Threads Magazine*

*Pieced and quilted garments don't have to be one-size-fits-all patchwork quilts to wear. They can be fashionably styled, flattering to every body type, and comfortable -- whether your taste is tailored and shaped, soft and drapery, casual, or elegant. It's just a matter of making some thoughtful choices.*

- (1) **Fabric:** Choose soft and supple fabrics and colors that are compatible in terms of value and intensity. It's often best to start with one fabric you love and build around it. Don't be afraid to mix fibers and textures. Use some prints and geometrics, but don't over do them.
- (2) **Style:** Choose a pattern that's flattering to your body type. Quilting doesn't have to add bulk or weight. In fact, well-directed colors and stitching designs can help to minimize parts of the figure. Don't shy away from darts, pleats, or princess styling.
- (3) **Piecing method:** Choose traditional, block piecing; curved, applique piecing; or garment-section piecing. Piece the entire garment or just portions like the side panels, yoke, front, etc.
- (4) **Batting and lining:** Very important and there are lots of choices available. Choose battings of cotton, polyester, a combination of the two, wool, or silk. Choose battings that are bonded, needle-punched, with or without scrim, and in a variety of thicknesses. Use fabric like flannel, lightweight cotton, even gauze -- or quilt with no batting at all. Always check care requirements and follow manufacturers instructions. Choose linings that are soft, strong, and preferably slippery for jackets and coats -- like silk or rayon.
- (5) **Quilting lines:** Choose straight or curved lines, grids, or random quilting. Quilt each garment section separately.
- (6) **Thread:** Choose colors and types that enhance the garment. Thread can unify the piecing. There are lots of options like rayon, silk, cotton, polyester, metallic, mylar, and variegated threads.
- (7) **Finishing:** For seams, use serging, binding, flat-felling, or a Hong Kong finish. On outer edges, use binding, piping, edge-to-edge linings, or traditional facings.
- (8) **Embellishments:** Beading, embroidery, stamping, stenciling, decorative stitching.
- (9) **Closures:** Choose interesting buttons and loops, ties; snaps; even hooks or zippers. And don't be afraid to try traditional machine buttonholes.

## PRAIRIE POINTS FABRIC

DEMINS 30% OFF  
TWILLS 35% OFF SWEATSHIRT  
KNITS 35% OFF



Craft  
Patterns  
30% off  
Select few  
Remaining  
at \$2.50

**CRAZY  
SALE!!**  
Select  
Fabrics  
\$1.00  
per yd  
thru Oct  
31st

**CHRISTMAS PRINTS**  
45" to 60" wide  
30% off  
Starting Nov.1st

OPEN MON-SAT 9 AM - 6 PM 663 - 0900  
6 SOUTH MAIN HUTCHINSON  
[www.angelfire.com/ks2/prairieptsfabricllc](http://www.angelfire.com/ks2/prairieptsfabricllc)  
e-mail [ppfllc@ourtownusa.net](mailto:ppfllc@ourtownusa.net)

CARING STITCHES  
3rd Sat of each month  
items sewn are donated  
to local charities

# AMERICAN SEWING GUILD

WICHITA, KANSAS CHAPTER

1020 N. PINECREST

WICHITA, KS 67208

KS/WICHITA 09/30/2000  
DENISE G. DIAS  
17000 W MAPLE ST LOT 5E  
GODDARD, KS 67052-9278

## Inside Info. & Dates to Remember:

Lease lost - *NEW* location!!! - A Time Gone By -- pg. 10  
September 1, 2000 to June 30, 2001 - Membership Contest -- pg. 2  
Oct. 20, 2000 - G.I.F.T.S. with Bernina's Susan Fears (2 sessions) --  
Threadwear, Topeka, KS  
February 17 & 18, 2001 - Two Full-Day Workshops with Carol Doak --  
The Buttonhole, McPherson, KS

## Wichita Chapter Meetings:

**Monthly Chapter Meetings**  
1st Tuesday at 1:30 & 7:00 p.m. - pg. 3  
**Derby Neighborhood Group**  
4th Thursday at 7:00 p.m. - pg. 7  
**Hutchinson Neighborhood Group**  
1st Thursday at 7:30 p.m. - pg. 3

## American Sewing Guild MEMBERSHIP FORM

Name \_\_\_\_\_

Address \_\_\_\_\_

City \_\_\_\_\_ State \_\_\_\_\_ Zip \_\_\_\_\_

Phone (\_\_\_\_) \_\_\_\_\_ Date \_\_\_\_\_

FAX (\_\_\_\_) \_\_\_\_\_ E-mail: \_\_\_\_\_

Return to: American Sewing Guild  
Association Headquarters  
9140 Ward Parkway, Suite 200  
Kansas City, Missouri 64114-3336  
FAX (816) 444-0330 info@asg.org



- ☐ **New Member** - \$35.00
- ☐ **Renewal** - \$30.00  
(if received *before* expiration date)
- ☐ **Late Renewal** - \$35.00  
(if received *after* expiration date)
- Wichita, Kansas Chapter**
- ☐ Check enclosed payable to the:  
"American Sewing Guild"
- ☐ Please bill my **MasterCard / VISA**  
account (Circle one)

Expiration Date \_\_\_\_\_

Account Number \_\_\_\_\_

Signature \_\_\_\_\_