

### *Julia's Gems*

This last week several of us helped a fellow sewist thin her stash before a move. We found a number of projects that had been cut but not sewn, which got us talking – Do you cut more than one project at a time? Or do you work through one project, start to finish, before cutting out the next? Have you ever cut something out and then forgotten it?

Betty reports that she used to be a cut-several-for-efficiency sewist, but after failing to finish a few projects, deliberately changed her style. She even keeps one unfinished project in her workroom as a reminder!

I, on the other hand, have pretty much always been a one at a time kind of girl. That doesn't mean there are no unfinished projects in my sewing room, though –there are many, but they have all misbehaved in some way...that one doesn't fit, the binding is wonky on this one, and that other one is just not cooperating with my serger.

Regardless of the reason, these unfinished projects are taking up space and bringing us down. I think we should give each other

permission to dispose of the unfinished projects in our sewing rooms. Each of you, march in there, promise to be honest with yourself, and if you'll never love it – get it out of there! Disassemble it, put the thread back in circulation, rescue the pins, and put the fabric in the scrap bin, the Fabric Fund, or even...gasp...the trash. Move on to something that will make you happy. This is our hobby – it's supposed to be fun!

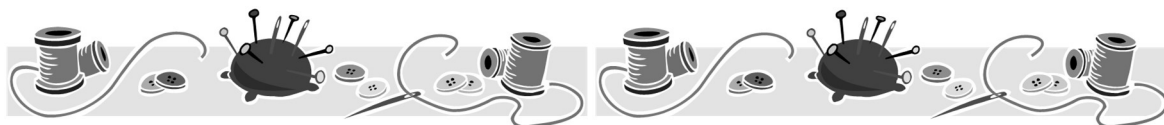
Speaking of fun, we've got some lined up for April and May. There's still time to sign up for the Gail Yellen workshop to learn more about your serger and play with garment embellishment. The Eat & Shop in May will involve tasty Italian food and visits to the Sewing Center and an Asian market. We have a "Fifth Tuesday" Sew-in at the end of April where you can come and sew all day. Start working on those t-shirts for the State Fair or help out with some chemo caps. There is also one more charity sew for Dress-a-Girl in April. And, of course, we should see a lot of great pocket projects at the Spring Tea in April. Let's get sewing!

*Julia*

---

### *ASG on the Web*

- Wichita ASG Facebook page: [www.facebook.com/asgwichita](http://www.facebook.com/asgwichita)
- Wichita ASG email: [asgwichita@yahoo.com](mailto:asgwichita@yahoo.com)
- National ASG site: [www.asg.org](http://www.asg.org)
- National ASG Facebook page: American Sewing Guild



## Advisory Board

### President

Julia Langel (316) 733-4780

[julialangel@cox.net](mailto:julialangel@cox.net)

### Vice President/Newsletter

Vicky Is liefson (316) 529-1565

[intimedesign@yahoo.com](mailto:intimedesign@yahoo.com)

### Vice President/ Fabric FUNd

Penny Ruddle (316) 263-4816

[penr1208@cox.net](mailto:penr1208@cox.net)

### Secretary

Esther Cummins (316) 295-3100

[ecummins23@att.net](mailto:ecummins23@att.net)

### Treasurer

Becky Wondra (316) 722-0939

[rlwondra1@cox.net](mailto:rlwondra1@cox.net)

### Membership

Betty Brees , (316) 838-3709

[04120501@cox.net](mailto:04120501@cox.net)

### Community Service

Theresa Corle (316) 689-6702

[corle1@cox.net](mailto:corle1@cox.net)

### Special Events

This position is open

### Librarian

Ginny Perott 316-377-9407

[ginnyperott@cox.net](mailto:ginnyperott@cox.net)

Beryl Silkey (316) 682-0017

[bchrysalis@sbcglobal.net](mailto:bchrysalis@sbcglobal.net)

### Publicity/Retail Liaison

This position is open

### Education

Julia Waterbury (316) 722-0734

[jwkl31@sbcglobal.net](mailto:jwkl31@sbcglobal.net)

### Hospitality

Wilma Wine (316) 832-1202

[dawine@sbcgloabal.net](mailto:dawine@sbcgloabal.net)

### Neighborhood Group Coordinator

Norma Womack, (316) 721-9306

[Womack2004@gmail.com](mailto:Womack2004@gmail.com)

### Special Projects

Shirley Binder (316) 687-7257

[scraplvr@att.net](mailto:scraplvr@att.net)

## Membership Renewal

The National office will send you a renewal notice about 2 months before your membership expires. If you don't receive a renewal notice, contact the membership chairwoman, or go to the National website, [asg.org](http://asg.org), where you can renew online.

### \*\*\*Address Change\*\*\*

If your address, phone number or email changes, please report the changes to both the local membership chair and to the National office (you can use the website at [asg.org](http://asg.org).)

## A Note About Photos

As you have probably noticed, we love photos! If you take photos at an ASG event, please consider posting them to Facebook or emailing them to the newsletter editor.



If you would rather not have your photo appear on Facebook or in the newsletter, please tell the newsletter editor. If you don't see yourself here, then pose and smile whenever you see a camera, especially if you are sewing or shopping.

## Advertising Rates

This newsletter is published 6 times per year. We only accept sewing-related ads.

Our rates are:


- 1/8 page—\$60/yr;
- 1/4 page—\$120/yr;
- 1/2 page—\$210/yr;
- 1 page—\$300/yr.



ASG members may place classified ads for 10 cents per word.

## Cares and Concerns

If you know of a guild member who is experiencing an illness or a loss in their family, please contact Evelyn Cole at 262-5713.



### *Rumour Has It...*

- The sewing challenge for the April Spring Tea general meeting is to make something with a pocket. This is a pretty broad category, so I can't wait to see what you all come up with. Feel free to go beyond garments and bags
- Shirley Binder is taking orders again for ASG Wichita iron-on bling. She will order when she has enough to meet the minimum.
- We will be sponsoring a T-shirt category(\$50) at the State Fair again this year. Members are encouraged to enter, along with other classes. The deadline for free entry is August 15th. ASG volunteers will transport your entries if you can't take them to Hutchinson yourself.
- Our chapter will donate \$200 to the Sedgwick County Extension Center in honor of Beverly Dunning, recently retired director.

### *From the Other Side of the Chemo Cap*

*-From Needle Notes, the newsletter of the Fort Collins, CO chapter, by Laurie Miller.*

In the past, I have made chemo caps and now I have worn them to cover my own cold and balding head. Here are a few tips:

- Loose and soft is great. Err on the large side. That newly uncovered skin is very tender! I find myself wearing the chemo caps as if they are baker's caps, with empty air above my head.
- You can adjust your pattern for the fabric. It's the same whether you have an extra stretchy fabric, or a not-so-stretchy one. Try it out. Pick up the fabric holding a "stretch wise" fold and put it up to your head. Find out where a comfortable, gentle fit around your head would be. Use that for the circumference.
- Fabrics of varying weights are good.

Please know that is really is comforting to have hats available at the places where the chemo is administered. I think it makes a difference.

**Here are some websites where you can find patterns and instructions for Chemo Caps:**

<http://www.sewing.org/html/turban.html>

<http://www.nancysnotions.com/category/ideas+and+advice/free+patterns+for+charity.do?nType=2>

<http://proudmommy.tripod.com/snood.html>

Singer  
Approved  
Dealer

Brother  
Approved  
Dealer

Pfaff  
Approved  
Dealer

## **A-1 Singer Sewing Center**

Dan Beltz

**"We sell the best and service the rest!"**

**316-685-0226**

**Park Lane Shopping Center  
1012 S. Oliver  
Wichita, KS 67218  
1 (800) 725-0226  
[www.A-1Singer.com](http://www.A-1Singer.com)**



## April Events

### General Meeting – Apr 1

#### Spring Tea and Pocket Challenge

- Last name A thru H bring treats to share
- 1:30 pm and 7 pm, Extension Center
- Julia Langel 733-4780

### MEOW Neighborhood Group – Apr 9

#### Embroidering with Mylar and Angelina

- by Barbara Novotny and Loretta Leith
- 2 pm, A-1 Singer, 1012 S. Oliver (Parklane Shopping Center)
- Donella Cole 773-4374

### Community Service Sew-in – Apr 14

#### Dress a Girl Dresses and Boy's Shorts

- Patterns will be available
- Bring materials or just come and sew
- 10 am - 2 pm, Needle Nook Fabrics
- Theresa Corle 689-6702

### East Side Neighborhood Group – Apr 15

#### Scan-N-Cut

- Die cutting without dies
- by Vicky Islietson and Sylvia Steinshouer
- 7 pm, Needle Nook Fabrics
- Theresa Corle 689-6702

### Sew Inspired Neighborhood Group – Apr 21

#### Hand Appliqué

- By Jan Adams
- 1 pm, 23 Chisholm Creek, Wichita, KS.
- Shirley Binder 687-7257

### CAB Meeting – Apr 22

- Planning for upcoming activities
- 1:30 pm, Ingle Room
- Julia Langel 733-4780

### Serger Neighborhood Group – Apr 28

#### Serger Projects

- by Penny Ruddle
- learn/practice technique though a variety of projects
- 1pm, 1208 N. Emporia, Wichita, KS
- Julia Waterbury 722-0734

### Fifth Tuesday Sew - In – Apr 29 & 30

#### Chemo Caps, Gifts for 4-H, etc

- patterns for chemo caps will be available
- light to heavy soft knits are best
- pyramid thread catcher for 4-H
- or work on your own projects
- 9 am to 4:30 pm, Extension Center  
Julia Langel 733-4780



Fabrics For All Occasions

**HELEN ENOX**  
fine fabrics

BRIDAL AND FORMAL FABRICS  
1332 S.W. 59th  
Okla. City, OK 73119  
(405) 685-1279  
FAX: (405) 685-0764

DAYWEAR AND SPORTS FABRICS

HOURS Mon. - Sat. 10 - 6



Sylvia Steinshouer and Jan Adams





## May Events

### General Meeting - May 6

#### Native Shawls

- by Sandra Haulsey, Mid-America Indian Center
- 1:30 pm and 7 pm, Extension Center
- Julia Langel 733-4780

### MEOW Neighborhood Group - May 14

#### Scan-N-Cut

- Die cutting without dies
- by Sheri Schoenebeck
- 2 pm, A-1 Singer, 1012 S. Oliver (Parklane Shopping Center)
- Donella Cole 773-4374

### Sew Inspired Neighborhood Group - May 19

#### Dimensional Flowers

- by Betty Brees
- 1 pm, 23 Chisholm Creek, Wichita, KS.
- Shirley Binder 687-7257



Esther  
Cummins

### East Side Neighborhood Group - May 20

#### Fabric Box

- by Evelyn Cole
- 7 pm, Needle Nook Fabrics
- Theresa Corle 689-6702

### Serger Neighborhood Group - May 26

#### No Meeting - Memorial Day

- Julia Waterbury 722-0734

### CAB Meeting - May 27

- Plan upcoming activities
- 1:30 pm, Ingle Room
- Julia Langel 733-4780

### Eat and Shop - May 28

#### The Sewing Center / Asian Market

- Eat at De Fazios, 2706 Amidon, Wichita, 11:30 am
- Shop at The Sewing Center
- Shop at Thai Binh Supermarket, 21st St, East of Amidon
- Nancy Boewe, 681-0000

## THE SEWING CENTER

2101 W. 21st ST.  
WICHITA, KS. 67203-2110  
(316) 832-0819

CHARLEY & BEV SEYFERT

e-mail: [staff@kansassewbiz.kscxml.com](mailto:staff@kansassewbiz.kscxml.com)  
web: [www.thesewingcenterwichita.com](http://www.thesewingcenterwichita.com)

JUKI **SINGER** **elna** JANOME  
APPROVED DEALER

NEW & USED SEWING MACHINES • REPAIR SERVICE  
FABRICS • NOTIONS • HOME-OWNED



Judy Troyer



## On-Going Fundraisers

A nice variety of fabric was recently donated. Be sure to check out what is new! Most fabric is sold a \$1 per yard, but there are some high quality quilt cottons priced a little higher.

**BOGO in April and May** Buy one piece of fabric, get the second piece free.

There is a bin of **FREE** fabric (for charity projects?)

### Now sold from the Fabric Fund tables:

Patterns and magazines that have been donated by members are for sale for 25 cents each or 5 for a dollar. Funds raised go to buy items for the library and some of our other activities. Happy shopping!

**Tables open before and after the meeting and during refreshment break.**

## Welcome New Members

- ❖ Barbara Novotny, Wichita
- ❖ Lutitia Hill, Wichita

## Midwest Sewing & Vacuum



Bernina  
Baby Lock  
Janome  
Simplicity  
Eureka Sanitaire  
Hoover  
Panasonic

*We service what we sell.*

### Two Locations

**111 Pattie**  
Wichita, Kansas 67211  
(316) 262-3438  
8:30-5:30 M-F, 9-4 Sat.  
**7348 W. 21st, Suite 108**  
Wichita, Kansas 67205  
(316) 722-9737  
10-5:30 M-F, 10-4 Sat.  
[www.midwestsewing.net](http://www.midwestsewing.net)



## In the Library

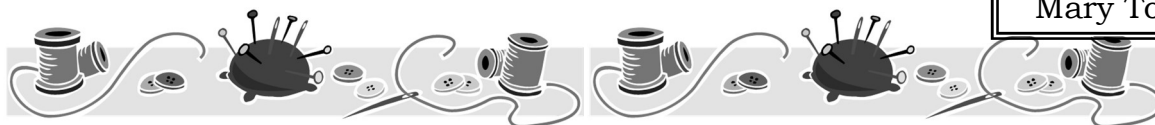
Items in our library include books, videos, DVDs, magazines and patterns. These items may be checked out for one month at a time. DVDs and videos must be returned the following month and may not be renewed until the end of the meeting so that others have a chance to check them out.

There is a charge of \$1 per item per month for items returned late. Any item not returned within 6 months will be considered lost and the member will be responsible for replacing it. A complete listing of library holdings is available at the library table during our monthly meetings.

We are also happy to receive your donations of sewing related magazines that we then sell to other members. However, we request that you limit your donations to no more than two years worth at one time, so that our librarian can handle the volume.



Mary Torres



### *Excerpt from MEOW March Minutes*

We had 25 in attendance at our March 2014 meeting. That included 2 visitors. I was so excited about all of the (embroidered) things coming through the door I could hardly count.

I want to applaud you for doing such great things. There was an amazing amount of work and time that went into the donations you brought. We had 528 ½ hours of work donated. When I got home to inventory and sort the items here is what I found:

- 9 completed quilts, 1 quilt top, blocks for 1 quilt
- 1 Bath towel
- 21 Pillow cases: (VA Hospital - 12; Harbor House - 9)
- 14 Baby blankets
- 8 Baby sets (Bib-Burp cloths-Blankets)
- 7 Baby bibs
- 6 Burp cloths
- 10 Microwave hot pads
- 3 Hand towel & washcloth sets
- 10 Back packs
- 5 Pair socks
- 6 Pot holder & Towel sets
- 1 Travel kit
- 16 Scrubbies
- 12 Pot holders & oven mitt
- 55 Kitchen and hand towels
- 1 Bag toiletries
- 3 Sacks of shampoo, lotion, bubble bath, tooth brushes, etc.
- 4 Table toppers
- 4 Bags for children with toys
- Bag with cleaning supplies
- Bag with baby supplies
- Bag with apron & towels
- Bag with pillow, pillowcase & blanket
- Bag with pillow and quilt
- Bag with bath towel, socks and misc. items
- Bag with towels and bath items

My living room looked like a retail store while I was sorting and counting.

Margie Marks and I delivered the items on Friday. We took two of the smaller blankets and 12 of the pillowcases to the VA Hospital along with some of the backpacks. The rest of the quilts and pillowcases went to Victory in the Valley. The rest of the items went to Harbor House. I took a letter to each of the places with a little bit of information about our group. They were all very appreciative for what they received. Harbor House wanted us to know that it is so nice for the people there to receive something brand new and that is all theirs.

Thanks to everyone who brought something.

**- Donella Cole**



Members of MEOW with donations







Julia Waterbury

NEEDLE NOOK FABRICS**PATTERN COMPANIES**

Kwik Sew	Burda
Sewkeyse	Jalie
Hot Patterns	


Have sewing questions????

Give us a call or email.

NDLNOOKFAB@AOL.COM

Check out our blogsite:

NDLNOOKFAB.BLOGSPOT.COM



10% Discount for ASG

Members

( regular priced fabrics  
only)

- Stretch Fabrics for every occasion
- Sewing Classes
- Bra Fittings

2714 E Boulevard Plaza  
Wichita, Ks 67211-3812  
316-684-5989

**HOURS**

Mon – Fri 10 am – 5:30 pm  
Saturday 10 am – 4 pm



A satisfied Gowtown Customer



Hand bags donated for Gowtown



## Community Service Report

On April 14, we will have one more Charity Sew for Dress a Girl International. This organization provides simple dresses to girls and drawstring shorts to boys. Patterns are provided and the only requirement for the fabric is that it not be see-through. They also have a label that is prominent on the outside of the garment. It shows predators that the child is cared for and helps prevent them being forced into the sex trade.

<http://www.dressagirlaroundtheworld.com>

Some fabric has already been donated, but feel free to bring any sturdy cottons or blends. Embellishments are also welcome.

Gowntown:

On Friday, March 14, thirteen of our members converged on Friends University with sewing machines, sergers, thread, needles, hooks and eyes, elastic, scissors and an iron. Our banner was hung and the donated handbags were put on display. Nancy and Val did a great job of matching up the handbags with the dress each girl chose, even picking them out as the girls were

FABRICS CLASSES NOTIONS STENCILS BOOKS PATTERNS

**316.558.8899**  
 7130 West Maple  
 Wichita, Kansas 67209

**HOURS**  
 M - Th 10 - 5:30  
 F - Sat 10 - 5:00

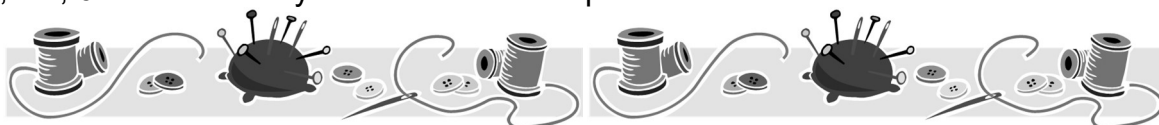
standing in the line. 59 handbags found a new owner. Sylvia, Ester and Marilyn C had the tough job of figuring out what alterations could be made and sending girls to choose another dress if the one they had could not be fit. Theresa, Betty, Vicky, Norma, Dana, Becky, Cheryl and Penny ran sewing machines, sergers and seam rippers to shorten, take in, add straps and hooks/eyes to, and reattach bling to at least 38 gowns and a few boys suits. The organizers assigned us two students who kept us in water, pop and sandwiches. A good time was had by all, and some very grateful students went home with a gown for prom (and possibly one for a wedding!)



## My Community Service Hours

<b>Name:</b>		<b>Dates:</b>
<b>Items Made or Activity</b>	<b>Charity (if not ASG)</b>	<b>#Hours</b>

Return this form to Theresa Corle at any general meeting or mail to her at 721 S Volutsia, Wichita, KS, 67211. You may make additional copies if needed.



## Two Day Workshop - Gail Yellen

April 11 & 12, 2014

Sedgwick County Extension Center, 21st St. N & Ridge Road, Wichita, KS

### Presented by the Wichita Chapter of the American Sewing Guild

**Friday, April 11, 9 am to 4pm: It's All About Embellishment**

The right embellishment can make any sewing project go from mundane to marvelous! And the best part is, you can create exquisite embellishments using a very basic zigzag-capable sewing machine. Appliqué, reverse appliqué, "windows," shrink thread, 2 different "Un-Beweavable" techniques, cool button stacking combos and couching—we'll experiment with all of them.

Participants should bring: Sewing machine, all accessories and feet, instruction manual, 2 spools beige thread, 2 bobbins, extra spool pin, extra machine needles (size 80/12 or 90/14), basic sewing supplies. Kit fee: \$23 (to be paid to Gail Yellen at the workshop)

**Saturday, April 12, 9 am to 4 pm: Cosmetic Serger-y Workshop**

What is Cosmetic Serger-y? It's the blending of construction and decorative serger techniques. While the serger is traditionally used for finishing edges, it can also be an important embellishment tool. Whether you're a new serger owner or have been using one for years, you'll learn some very cool techniques that will add a whole new dimension to your garment, home décor or quilt projects. We'll explore the wide variety of decorative threads to create decorative stitches and take your artistry to a whole new level. Create braid trim and embellished elastic button loops with your serger. Leave with a workbook loaded with valuable information, samples and the inspiration to tackle any decorative serger technique successfully. Participants must be familiar with threading and changing needles on their machine.

Participants should bring: Serger, all accessories and feet, serger thread, instruction manual, extra machine needles. Kit Fee: \$24 (to be paid to Gail Yellen at the workshop)

#### Registration:

✂ -----

NAME \_\_\_\_\_ Membership No. \_\_\_\_\_

Address \_\_\_\_\_ City \_\_\_\_\_ ST \_\_\_\_\_ Zip \_\_\_\_\_

E-Mail Address \_\_\_\_\_ Phone \_\_\_\_\_

(Lunch and snacks ***included*** in daily fee)

Please fill in amounts that apply:

\$ \_\_\_\_\_ Friday April 11, 2014 **\$70** (non-members add **\$10**)

\$ \_\_\_\_\_ Saturday April 12, 2014 **\$70** (non-members add **\$10**)

\$ \_\_\_\_\_ BOTH Friday & Saturday, **\$120** (non-members add **\$20**)

\$ \_\_\_\_\_ My check made payable to **American Sewing Guild-Wichita Chapter** is enclosed

Mail Registration to: American Sewing Guild Wichita Kansas Chapter, P. O. Box 49539 Wichita, KS 67201-4539

For more information, contact the event coordinator Nancy Boewe,

at 316-681-0000 or [nanz-b@sbcglobal.net](mailto:nanz-b@sbcglobal.net)

## Merchant Discounts

### A-1 Singer Sewing Center (15%)

685-0226, A-1singer.com  
1012 S Oliver  
Wichita KS

### Creative Stitch Fabrics & Embroidery (15% on fabrics and notions)

871-2444, creativestitchfabrics.com  
200 W Main Street  
Mulvane, KS

### Hancock Fabrics (10% on some things)

7395 W Central 722-7554  
8131 E Kellogg 682-4574  
Wichita KS

### Helen Enox Fine Fabrics (10%)

405-685-1279  
1332 S W 59th  
Oklahoma City OK

### Hen Feathers (Punch Card)

652-9599, Henfeathersquilts.com  
110 N Rock Rd  
Wichita KS

### Midwest Sewing Center (15%)

111 S Pattie 262-3438  
7348 W 21st 722-9737  
Wichita KS  
Midwestsew.com

### Needle Nook Fabrics (10% off regular priced fabrics)

684-5989, ndlnookfab.blogspot.com  
2714 Boulevard Plaza  
Wichita KS

### The Sewing Center (10% excl. machines)

832-0819  
2101 W 21st St  
Wichita KS

## American Sewing Guild CHAPTER MEMBERSHIP FORM

Name \_\_\_\_\_

Address \_\_\_\_\_

City \_\_\_\_\_

State \_\_\_\_\_ Zip \_\_\_\_\_

Daytime phone \_\_\_\_\_

E-mail \_\_\_\_\_

☐ New ASG Member .....\$50

☐ New ASG Junior Member .....\$25

Chapter (city/state) Wichita/KS

☐ ASG Member at Large .....\$50

☐ Renewal Member .....\$45  
(if received before membership expiration date)

☐ Late Renewal .....\$50  
(if received after membership expiration date)

☐ Junior Renewal .....\$25



### Junior Member Information:

Birthdate (MM) \_\_\_\_\_ (DD) \_\_\_\_\_ (YYYY) \_\_\_\_\_

School Name \_\_\_\_\_

Grade/year in school \_\_\_\_\_

### Payment:

☐ Check payable to "American Sewing Guild"

☐ MasterCard | Visa | AmEx | Discover (circle one)

Account#: \_\_\_\_\_

Expiration Date: \_\_\_\_\_ CVV# \_\_\_\_\_

Signature: \_\_\_\_\_

Return to:

(Please allow 2-4 weeks for processing)

### The American Sewing Guild

9660 Hillcroft, Suite 510, Houston, TX 77096

PH: (713) 729-3000 • FAX (713) 721-9230

Email: info@asg.org • Website: www.asg.org





**AMERICAN SEWING GUILD, INC**

WICHITA KS CHAPTER  
PO Box 49539  
Wichita, KS 67201-4539

NON-PROFIT ORG  
U.S POSTAGE  
**PAID**  
WICHITA, KS  
PERMIT NO. 923

[asgwichita@yahoo.com](mailto:asgwichita@yahoo.com)

April / May 2014

**ASG: Advancing Sewing As An Art And Life Skill**  
**Membership has its privileges!**

- Monthly meetings
- Educational programs from local and industry professionals
- Learn time-saving techniques
- How-to demonstrations
- Specialty Neighborhood Groups
- Receive encouragement and support
- Share and network with sewing friends
- Attend chapter-sponsored events at member-only rates
- Participate in fashion shows and sewing fairs
- Contribute to community outreach through sewing
- Get discounts at local and national stores

