


# Dreams and Seams

Wichita, Kansas  
Chapter

Volume 26, Number 6  
October/November 2024



## *In This Issue:*

From the Presidents .....	1
CAB .....	2
October Events.....	3
November Events.....	4
Poppins Bag Class Info .....	4
Hospice Gowns Sewing ....	5
5th Tuesday Sew-in .....	5
Take a Chance Winners.....	6
Get to know members	6-12
Proxy Election Ballot .....	13
Ads .....	4, 14,15
Merchant Discounts.....	16

**Dreams and Seams** is published six times per year in February, April, June, August, October, and December. The newsletter comes from: [ASG\\_wichitaks@yahoo.com](mailto:ASG_wichitaks@yahoo.com).

The Newsletter deadline for the Dec. 2024/Nov. 2025 issue of Dream and Seams is Nov 8, 2024.

## *It Takes All of Us*

We are so excited about the direction we are going. The response from the last Sew Inspired neighborhood group and to talking with members, you all like “hands on” projects. Our hope is to have more in the future. All it takes is to have one of you step up with an idea and get the sewing machines running. Wanita Wright and her team will teach us how to make the Poppin’s bag.



This will be one of the more challenging projects, but with everyone helping each other out, we can get it done. Many of you like slow stitching, Shannon is coordinating a fun project that will coincide with our 5th Tuesday/Wednesday sew-in, held October 29th & 30th. If you missed out on the Sew Inspired projects, we made two different credit card holders thanks to Diana. This new direction has a lot of potential, from simple to complex, we may have a snag or two, but we are a wealth of information, inspiration, willingness to share. Let’s plan for the future, if you want to do something and can’t quite figure it out yourself, we are here to help and we would almost bet the someone else would like to do it also.

If you would like to know more about any of our Neighborhood groups or activities it would be best if you email or call the leader directly and have them add you to their email list. Sometimes last minute changes come up or they may have information on a project that you need to know ahead of time.



We are also looking for ideas for our Christmas challenge. If you know of an organization in need that we can support, please let us know. It doesn’t necessarily need to be something we make, and it doesn’t need to be Christmas related, we just want to fill a need and give back at Christmas.

Keep on Sewing!

*Kay and Teresa*

**Note from the Newsletter person. The Get to Know our members are purposely repeated due to requests to have photos with the text. The Newsletter is short on photos due to computer issues on my end.**

## CO-PRESIDENTS

Teresa Morris, (316) 655-5699

[tmorris80@cox.net](mailto:tmorris80@cox.net)

Kay Cass, (316) 304-3748

[kaycass15@hotmail.com](mailto:kaycass15@hotmail.com)

## 1<sup>st</sup> VICE PRESIDENT

Marilyn Palmer, (316) 644-6710

[marilyp536@gmail.com](mailto:marilyp536@gmail.com)

## Secretary

Marilyn Logbeck (316) 776-0711

[kmlmom@sbcglobal.net](mailto:kmlmom@sbcglobal.net)

## Treasurer

Janeen Miller, (316) 648-6541

[rockinneedles13@yahoo.com](mailto:rockinneedles13@yahoo.com)

## Education

Shannon Shoemaker, (316) 619-0929

[0929Shannon@gmail.com](mailto:0929Shannon@gmail.com)

Bonnie Lowen, (316) 519-5566

[b.loewen@mailbox.org](mailto:b.loewen@mailbox.org)

## Membership

Linda Bryan (316) 722-2492

[linda\\_bryan@rocketmail.com](mailto:linda_bryan@rocketmail.com)

## National Speaker

Nancy Boewe, (316) 681-0000

[nanz.ict@gmail.com](mailto:nanz.ict@gmail.com)

## Retail Liaison

Marilyn John (316) 684-0355

[mkjohn7603@gmail.com](mailto:mkjohn7603@gmail.com)

## Special Events

Anita Brozik (316) 250-9934

[brozikanita@gmail.com](mailto:brozikanita@gmail.com)

## Web Mistresses

Stephanie Slater (316) 204-7510

[stephanie\\_slater@att.net](mailto:stephanie_slater@att.net)

Kate Crandell (316) 775-8954

[augustaklc@gmail.com](mailto:augustaklc@gmail.com)

## Newsletter

Becky Allen-Bouska (316) 648-6406

[beckybouska@hotmail.com](mailto:beckybouska@hotmail.com)

## Fabric FUNd

Diana Scanlan, (316) 214-3490

[scandia9094@hotmail.com](mailto:scandia9094@hotmail.com)

## Hospitality

Please think about volunteering.

## Membership Renewal

The National office will send you a renewal notice about 2 months before your membership expires. If you don't receive a renewal notice, contact the membership chairwoman, or go to the National website, [ASG.org](http://ASG.org), where you can renew online.

## \*\*\* Address Change\*\*\*

If your address, phone number or email changes, please report the changes to both the local membership chair and the National office (You can use the website at [ASG.org](http://ASG.org)).

## A Note about Photos

As you have probably noticed, we love photos!

If you take photos at an ASG event, please consider posting them to Facebook or emailing them to the newsletter editor.

If you would rather not have your photo appear on Facebook, in the newsletter, or on the website please tell the webmistress, and the newsletter editor. If you don't see yourself here, then pose and smile whenever you see a camera, especially if you are sewing or shopping.



## Advertising rates

This newsletter is published 6 times a year. We only accept sewing-related ads.

Our rates are:

1/8 page--\$60/year

¼ page --\$120/year

½ page--\$210/year

1 page--\$300/year

ASG members may place classified ads for 10 cents per word.

## Cares and Concerns

If you know of a guild member who is experiencing an illness or a loss in their family, please contact Marilyn John (316) 684-0355.

## October Events

### General Meeting – Tues Oct 1

- ♦ 1:30 pm, Riverwalk Church of Christ  
225 N Waco St, Wichita KS 67202
- ♦ Teresa Morris (316) 655-5699

### Pet Pals– Fri, Oct 11

- ♦ 9 am, Wanita Wright's Home
- ♦ 12 Sandpiper St, Wichita, KS
- ♦ Wanita Wright (316) 733-6626

### MEOW Neighborhood Group— Wed, Oct 9

- ♦ Christmas Ideas
- ♦ 1:30 pm, A-1 Singer, 1012 S. Oliver  
(Parklane Shopping Center)
- ♦ Janeen Miller (316) 648-6541

### 2 Poppins Bag Classes— Fri/Sat Oct 18 or 19

- ♦ 9:30 am, Riverwalk Church of Christ  
225 N Waco St, Wichita KS 67202
- ♦ See Page 4 for details
- ♦ Contact Wanita Wright (316) 733-6626

### Sew Inspired Neighborhood Group— Mon, Oct 21

- ♦ Christmas Table Runner (With Circles) Part I
- ♦ [Please note change of location](#)
- ♦ 1:30 pm, Apostolic Christian Church,  
1202 S Lulu St, Wichita, KS 67211
- ♦ Diana Scanlan, (316) 214-3490

### Serger Neighborhood Group– Mon, Oct 28

- ♦ Working on Double-Zipped Bags
- ♦ 1:30 pm, Apostolic Christian Church,  
1202 S Lulu St, Wichita, KS 67211
- ♦ Kay Cass (316) 304-3748/Teresa Morris  
(316) 655-5699

### Vicki Nunn Slow Stitch – Tues, Oct 29

- ♦ 9am to 12pm Apostolic Christian Church
- ♦ 1202 S Lulu St, Wichita, KS 67211
- ♦ Contact contact Bonnie Loewen at (316) 519-5566, or Shannon Shoemaker at (316) 619-0929

### 5th Tuesday Sew-in – Tues-Wed, Oct 29-30

- ♦ 10-4pm Apostolic Christian Church
- ♦ 1202 S Lulu St, Wichita, KS 67211

### October Meeting

We are excited to announce Joni Russell from Mrs. O'Leary's will be inspiring us at our October general meeting!

Joni Russell along with her husband Mark own and have operated Mrs. O'Leary's Art store in Wichita for over 30 years. For many years, Joni traveled to teach her art creations throughout the states. Now she prefers to stay close to home to be with her 2 grandsons. She still teaches in her store which also makes her available for her friends and customers throughout the US and beyond with Facebook live free demos and zoom classes.

Over the past 7 years she has developed a fabric painting technique using chalk paint and stencils, creating one of a kind fabric designs and turning them into bags, pillows and endless other ideas.

Additionally, Joni's talent with other art mediums include paper arts, mixed media, bead and wire work, bookmaking and metal smiIn the meantime, visit her website: <https://mrsolearysart.com/> to learn more about her!

### Welcome New Members

We welcome you and encourage you to attend our monthly meetings and get involved in a Neighborhood Group.

- ♦ Sandy Fox; Wichita, KS
- ♦ Cindy McMurray; Wichita, KS
- ♦ Chris Mines; Galva, KS

## November Events

### General Meeting – Tues, Nov 5

- ◆ 1:30 pm, Riverwalk Church of Christ  
225 N Waco St, Wichita KS 67202
- ◆ Teresa Morris (316) 655-5699

### Pet Pals— Fri, Nov 8

- ◆ 9 am, Wanita Wright's Home
- ◆ 12 Sandpiper St, Wichita, KS
- ◆ Wanita Wright (316) 733-6626

### MEOW Neighborhood Group Wed, Nov 13

- ◆ Working with Mylar
- ◆ 1:30 pm, A-1 Singer, 1012 S. Oliver  
(Parklane Shopping Center)
- ◆ Janeen Miller (316) 648-6541

### Sew Inspired Neighborhood Group - Mon, Nov 18

- ◆ Christmas Table Runner (With Circles) Part II
- ◆ 1:30 pm, Location, TBD
- ◆ Diana Scanlan, (316) 214-3490

### Serger Neighborhood Group— Mon, Nov 25

- ◆ Project TBD
- ◆ 1:30 pm, Apostolic Christian Church,  
1202 S Lulu St, Wichita, KS 67211
- ◆ Kay Cass (316) 304-3748/Teresa Morris (316)  
655-5699

### November Event

In November we have the talented Sara Kovacic scheduled to enlighten us on textile designing, details on color dying and screen printing. More details about her are coming soon! Meanwhile you can check out her talent at <https://www.sarakovacic.com/>

### November Elections

We will have our Annual Elections at our November meeting. If you cannot attend, there is a proxy ballot included in our newsletter. Hope to see you there.

### Poppins Bag Class



Join us in Making a Poppins bag, large B size in October. This is approximately 24" wide x 17" tall. Here is one example. There are so many looks you can create! And you will leave the class with a finished bag!

You can skip all those difficult

instructions and incomplete videos with this class. I have written directions for choosing your fabrics and constructing the components before the class.

The class will put the components together so you have a completed bag. The available class is Saturday, October 19<sup>th</sup>, 9:30 am, at the Riverwalk Church, 225 N. Waco Ave. Contact Wanita at 316-733-6626



### Our Newest Advertiser

We are so excited to have Annette Haga as our newest advertiser. Annette Haga owns Bluebird Machine Please check out her page on facebook. <https://www.facebook.com/profile.php?id=100083305062545&sk=photos>.



Bluebird Machine Quilting  
Annette Haga  
922 S. Glenmoor Court  
Wichita, KS 67207  
(By appointment)  
316-648-4793  
[quilternblue@yahoo.com](mailto:quilternblue@yahoo.com)  
*Experienced, Award Winning, Professional*



## Hospice Gowns

Ready, set, let's sew!

We are ready to make gowns for Harry Hines Hospice once again. Several volunteers got together July 8th & 9th to cut, sew and prep for the **September 28th event—doors open at 8 am and sewing starts at 9am. Friday, Sept 27th the doors will be open between 4:30 and 5pm for those who want to set up early.**

If you confirmed and can't make it, please email Kay @kaycass15@hotmail.com and let her know.

## Next 5th Tue-Wed Sew In—October 29-30, 2024

### Work on Projects, Go to Lunch!

- ◆ 10:00 am to 4:00 pm,
- ◆ Apostolic Christian Church  
1202 S Lulu St, Wichita, KS 67211
- ◆ Questions? Contact Wanita Wright (316) 733-6626

## National Speaker

Due to changes in costs for our National Speaker we are currently working on a new speaker.

## Christmas Challenge

We are looking for ideas for our Christmas challenge. you know of an organization in need that we can support, please let us know.



## Mark your calendar for 5<sup>th</sup> Tuesday Sew-Ins


Part of the fun of sewing is getting together with like-minded friends and sewing together. When there are 5 Tuesdays in a month, we get together at Apostolic Christian Church 1202 S Lulu St, Wichita, KS 67211 to sew on that Tuesday and the following Wednesday. You would be surprised about what you can learn. Did you know the size of a sewing machine is written on the needle? Someone always has a clever idea of repurposing something and there is a wealth of knowledge if you just have a question and can't figure it out. You're welcome to come on both days and leave your machine set up or come just one day! We would love to see you there. You can work on what you want even if doesn't need to involve a sewing machine. We do ask that you let us know if you are coming the week before because space is limited. If you have questions *Wanita Wright* 316-733-6626 will be happy to answer them for you. Dates for this year are:

[October 29/30](#)

## *August/September Take a Chance Winners*

<u>Item</u>	<u>Month</u>	<u>Winner</u>	<u>Donator</u>
Flathead & Fork Pins, Gold Eye Needles	August	Teresa Morris	Purchased
Dry Heat Pro Finishing Sheets	August	Carolyn Eastman	Purchased
The Bag Making Bible Book	August	Susie Dyer	Purchased
Creative Embellishments Book	August	Shannon Shoemaker	Purchased
Small Dress Form	Sept.	Susie Dyer	Purchased
Seam Ripper and Decorative Head Straight Pins	Sept.	Debra Young	Purchased
How to Make a Bra Book and Bunnies Applique	Sept.	Debi Hughbanks Debra Young	
2 Quilting Books - Antique Design Techniques/Christmas	Sept.	Cindy McMurray	

## *Get To Know Marilyn John*



My first memory of sewing came when I was about 5. My mother had bought a very expensive sewing machine called a Necchi. It could do everything. It had all sorts of attachments and was one of the first zigzag machines on the market. She paid \$400 for it. This was the late 40's. She had to have made payments on it, this was a lot of money back then.

I took sewing in the 9th grade, but did not start sewing for myself until high school. I had a good friend who made most of her clothes and she taught me to flat line everything. My first attempt was a blue gingham sleeveless sheath dress. The one thing she did not teach me was the necessity of clipping the armhole seam allowance. After some adjustments, it looked great. I bought my own sewing machine when I moved in with two roommates who both sewed. Two of us worked at the GEM store, which had a great selection of fabric. Many times 3 yards for a dollar.

My next exposure was when I was at Channel 12. We had a LIVE program five days a week called The Joyce Livingston Show. This was some of the most fun I ever had. She had various guests, many that had to do with sewing. We had a McCalls (pattern) trunk show come and be a guest on the show. These were the actual garments that would show up in the pattern books. Joyce had five boys and did a lot of sewing for them including free motion embroidery on their tee shirts.

In 1973 I purchased a Pfaff 1212 the most wonderful sewing machine I ever had. I wished I had never gotten rid of it. With this new machine, I could make a lot of things. My husband was not a demanding man, but asked me to make a dinner jacket. It was red single layer polyester [like the band uniforms] with black trim. I learned about hair canvas, sleeve heads, padding and other stuff. It turned out exactly like the muslin I made. I did not realize that I needed two more inches for the sleeve hem. It was gorgeous, but the sleeves were short. I have never again made a man's jacket.

Over the years, I have made many swimsuits for my family. I joined ASG in 2000, two years after my mom died. I wish I had known about it earlier, she would have loved it. I have really enjoyed it.

## *Get To Know Anita Brožík*



I was born in Winner, South Dakota (SD) and was raised on a farm. My brother, sister-in-law, and three nephews still live near Winner and throughout SD. My father not only farmed but also raised livestock. My mother was an elementary school teacher, who taught in country schools before retiring from town schools. I feel very honored that I am 2nd generation American. My Brozik grandparents came to the United States from Czechoslovakia when they were 16 & 19 yrs old. In 1992 this European country was split into two countries today, the Czech Republic and Slovakia. I had always hoped that my father would travel with me to his parents home country, but he passed away too early in my life.

My interest in sewing did not come from my mother as she wanted to teach. So her summers were spent going to college. My mother did learn to patch ripped jeans on her 1960 Singer. I learned that skill too and inherited her sewing machine. My Grandma Hodge was the seamstress! She sewed not only for herself, creating clothes with patterns from newspapers but many clothes for her four granddaughters. I didn't live close enough to my grandmother to catch much of the sewing bug. Being in high school in the 70's, "Home Ec" was the class to take, especially when I was a Senior. I am sure I sewed other clothes but the only project I remember was a wool lined blazer.

Following college, I worked as a teacher librarian in Nebraska. After a couple years there, I decided I wanted to move to the city. I applied for a position in Wyoming, Kansas, and Minnesota. Hoisington, KS offered me a library position, wow a city, lol!. The summer before I started teaching in KS, I traveled through Europe on an education tour for 30 days. I loved it and have always wanted to return. Have traveled many states in the US but mostly the western half and many, many times to South Dakota. Three highlights were New Orleans at Christmas, Victoria, British Columbia, and New York City for a mission trip. I still want to travel but with health issues, I have become less of a traveler in the last few years.

I acquired my master's degree in library science. In the late nineties, after moving to Derby High School to continue my career, I owned a ladies consignment clothing shop for 6 years. I loved the concept but there were not enough hours in the day to work 80 hours a week. I closed it in 1999. When I retired from Derby High School 10 yrs ago in 2014, I realized I needed an interest or hobby.

Twenty five years ago at the KS State Fair, I purchased my first sewing machine, a golden yellow Bernina Nova. Goldy & I have had a long relationship but she stays home more these days. My other 2 sewing machine pals are more into traveling.

I enjoyed mentoring high school students, teaching them research skills and refining their reading choices as lifelong learners. This led me to mentor international college students, helping them with their English and sharing our American culture with them. Later on I become a foster parent for several years.

I am single and am considered the cat lady by friends & family. Love most animals but cats are my favorite. My daughter, Michelle, son-in-law, David and five grand children live in west Wichita. She will graduate this spring with an RN degree. Her plans are to eventually study for her doctorate as an anesthetist unless her husband's plans to open his own plumbing business gets in the way.

I have only been a member of ASG for a few years. I dropped out when Covid hit and have only been back for about 3 yrs. I am excited about many more years of friendship, education and fun with so many talented, creative individuals.

## *Get To Know Janeen Miller*



I was born in Wichita, KS and grew up on the west side. I attended Wichita High School West and graduated in 1966. While in high school I took several business classes and decided that was the path I wanted to take for my life career thinking that I would become a business teacher. By the time I graduated, that thought had become a thing of the past, but I still wanted to be involved in business. I decided to attend Wichita Business College and graduated with an Executive Secretarial degree in the spring of 1967.

I was fortunate enough to be hired at Beech Aircraft in 1968 in a Division that I really enjoyed. I was there until 1973 (with a 6 mo lay off) when I decided that I should stay home with my 2 babies. I have 2 sons – Justin (born and adopted 12/72) and Jason (born 8/73). No this isn't a typo. Boys actually lack 8 days of being 8 months apart in age. They have blessed us with 4 grandchildren.

In 1976 I was asked if I was interested in going back to work at Beech. It was something I was interested in so I accepted. I ended up working for the same individual for 16 years.

I met my current husband, Jim, through friends at Beech. We married on May 13, 1988 (and it was on Friday) and just celebrated our 36th anniversary. Jim has one daughter, Carol, who travels the world for her job working for a Child Advocacy group. During her last time living in Ethiopia, she adopted 3 children.

I left Beech/Raytheon in 2001 due to all the changes within the company.

My mother gave me 2 quilts in 1980 that my great grandmother had made. I was in awe. I finally made my first quilted project in 1992 when a friend talked me into taking a class. I fell in love with it. After I left Beech I wanted to open my own business and it wasn't long until Sunflower Quilts was a reality. Jim had retired from Beech by then also and was a major part of the shop. We added sewing machines to our inventory soon after so w.e were an all you needed quilt shop. I specifically enjoyed teaching the different stitches that could be used on the machines, By 2014 we were ready to retire and enjoy kids and grandkids. Travel as we could.

I continue to learn different ways to use the speciality stitches and really enjoy the embroidery part. I know my grandmother would be in envy of the machines on the market now.

I joined ASG in 2018 and have enjoyed all the opportunities presented as well as the friendships have developed.



## *Get To Know Nancy Boewe (bay-wee)*



My early sewing days started when I was about 9. Gee, that is 70 years ago already. My mother taught me how to make very simple doll clothes. Of course it was hand sewing, too young for the machine...

By the sixth grade I made a skirt for a Girl Scout project. I took every sewing class, including tailoring classes offered from 7th grade through my senior year. Made my prom dresses, a wool suit and most of my clothes. We had fun sewing and great teachers. I learned to mix purchased clothing from my favorite stores with items I made. Helped to stretch the wardrobe money. Back in the day, I would buy fabric on Monday and make an outfit for Friday night.

Have always done mostly fashion sewing. Never liked handwork, did a little craft sewing but always went back to clothing. Made a deal with my mother, I put in zippers for her, and she did my hems.

I have been a member of Wichita ASG since 2009. Over the years in ASG I have enjoyed organizing the "Eat and Shops". We started them in 2012 and did about 40 before we stopped in 2016. They are coming back.

Spent my early working days as a Certified Dental Assistant working in offices and then teaching for about 3 years. Also, a Registered Medical Assistant. Did a short stint with Braniff Airlines in the heyday of working for an airline. I am retired from Boeing after 23 years (2002),

I have had a great life and blessed with many friends. Many I have known since school days

Single, never married and very independent. With one spoiled standard Poodle Skye. Also, have one of the best brothers ever Bob. We grew up in the same grades, so everyone thought we were twins, we are one year apart.

This is 9th grade sewing class at Curtis Jr. High. We made corduroy gored skirts. The main lesson was to keep the nap of the fabric, all going the same direction.



Happy Sewing Everyone...

## *Get To Know Marilyn Palmer*



I grew up on a farm between La Crosse and Hays, Kansas. When I was in high school we moved to Hays. After high school I attended Fort Hays State and graduated with a BA degree in History and a minor in Geography. My plan was to teach, but that never happened. A year after graduation I got married and we moved to Derby. With no teaching positions available, I worked with the Remedial Reading Program on the elementary level.

As time went on, we had three children, one girl and two boys. Life got very busy. Eventually, I went to work at Boeing. I worked there for 21 years and retired at 55.

After retirement I decided I wanted to learn to quilt so off I went to Sunflower Quilts and signed up for a beginning quilting class. That was the start of a new endeavor. It wasn't long after that I asked Janeen, the owner of Sunflower Quilts, if she ever needed help I was more than interested. It wasn't long till I got that call and I worked there for ten years. I learned so much from customers and my co-workers. Had a great time!

While working at the shop, I also got introduced to machine embroidery. That was the start of a love relationship with embroidery. That's when I started going to the MEOW meetings, and found out that I had to join ASG, if I wanted to continue coming to the meetings, so I joined ASG! I've met so many wonderful and talented ladies because of ASG. Working on hospice gowns every year is such a worthwhile event.

After learning to quilt, I joined the Rose Quilt Guild and got pretty involved with making baby quilts which are donated to the Wesley Neo Natal center. We provide thirty quilts every month. The guild also makes quilts for Victory in the Valley and Quilts of Valor.

When not working, my husband and I have done quite a bit of travelling. Our first cruise was the Mediterranean with two other couples, and then the Panama Canal. My husband and I then did a three week bus trip through the United Kingdom, and another three week bus trip through Italy and Greece. There were several other cruises since, but the first ones were the most memorable.

Now my summers are busy with my daughter and her family visiting from Vancouver, British Columbia for a month. I enjoy it, but when you're empty nesters and then suddenly add five extra people it can be overwhelming!

Our middle son lives in Wichita. He lives in a group home and works at Goodwill Industries during the week. He comes home and spends time with us most weekends.

Our youngest son lives in Alexandria, Virginia. He and his fiancé just purchased their first home. We are very anxious to go visit and see their home and of course help with projects. My husband and I are seasoned with home upgrades we've done over the years, so we can help them with a lot of little things.

## *Get To Know Diana Scanlan*

I was born in Kansas, but my family moved to San Diego just before my third birthday. My first memories are of the green tricycle I received on my third birthday and the neighbor girl who had a horse! We lived there for a few years (both my brothers were born there) and then came back to Kansas. Since my father was raised in Wichita and my mother was born and raised in Valley Center, I guess they missed it.



My mother made school dresses for my sister and I, but I wasn't really interested in learning until my first Home Ec class in seventh grade. By ninth grade I was off and running! I loved the creativity and knowing no one else had an outfit like mine. Not to brag, but I was so good at it that the other girls would ask me for help when our teacher was across the hall flirting with the Shop teacher. In high school, I took as many sewing classes as they offered. I made a plaid blazer with an inset waistband and pleated back. That was a real challenge to match seams!! And just for fun, I made a fake fur bomber jacket with faux leather zipper placket, cuffs and waistband.

I've made clothes for my daughter and son when they were babies, shirts for my husband, numerous Halloween costumes, slipcovers for furniture, curtains and Roman shades, quilts...you name it. Sewing is my happy place...when I seem crabby my husband says to go sew something. And I'm always happy to oblige!

## *Get To Know Bonnie Loewen*

"Welcome to Nana's Place" This is a sign that hangs over my kitchen island and kind of sums up the feel of my home.



I am a Kansas girl that grew up in Newton, graduated with a nursing degree from Fort Hays, I married a guy that can fix anything, and raised a wonderful son and daughter. Later I left nursing to enjoy baking tasty deserts at a retirement center. Presently, I am thoroughly enjoying retirement and the time it gives to chase my passion of creating and sewing. So far I have completed 23 quilts and still going.


Our son and his lovely wife live in Corona California and are raising a 2 1/2 year old son. Our daughter and her husband live in North Carolina and will soon be moving to Guantanamo Bay, Cuba. They have 3 children 7, 5 and 3 yrs old.

In addition to raising children and being involved in our church, we started bringing in exchange students about 23 years ago and have now hosted over 26 kids from all over the world. In the last few years we have been able to visit some of them, taking memorable trips to China, London and Venice. It has been a truly rewarding experience.

I enjoy decorating our home and entertaining with friends. There is another sign that hangs in my home that sums up my approach to those who come into my life:

"Be Somebody who Makes Everybody feel like Somebody"

## *Get To Know Shannon Shoemaker*



My name is Shannon Shoemaker. I am married to Jerry. This is the third marriage for both of us.

I like to say I “upgraded” with each husband, and YES, I could write a crazy, unbelievable, humorous yet scary autobiography!

We each have two sons. Ironically, the two oldest are the same age and so is his and my youngest. They are all in their 30s, married. My sons have blessed me with 3 grandchildren and Jerry’s youngest son is expecting their first child late summer. All but Jerry’s youngest live in the Wichita area. Jerry’s youngest lives in Tokyo, Japan.

My grandchildren are my pride and joy, they keep our family entertained and busy.

As many of you know, my husband Jerry is a double lung transplant recipient.

He received his new lungs November 2021, it has been quite a medical journey. My faith, patience, endurance and sanity have all been brutally tested. I have learned so much about being a “patient advocate”, private insurance and Medicare, all subjects related to lung function/dysfunction and transplants, I can even pronounce drug names by generic and name brand (not that ANYONE really wants to learn that stuff). Also, having the hard conversations with both doctors and my husband is a normal discussion for me.

I have been a member of ASG since 2022. I decided I wanted to learn how to sew approximately 3 months prior to joining ASG.

My great grandmother, grandmother and mother all sewed. They all wanted to teach me how to sew. But, I was a stubborn girl who had no interest in learning. I have always dabbled in crafts of all kinds, just never an interest in sewing. I have and still continue to make silk wedding florals, ie. bridal bouquet, corsages, boutonnieres, halos for flower girls, etc. I also like wood projects, home decor, I’ve made the glittery personalized stainless steel epoxy cups, paper crafts, t-shirt vinyls, etc. Why not add in the craft of sewing?!?!

Basically I’m a “jack of all trades, master of none”. I decided only AFTER my grandmothers and mother went to Heaven that I really did want to learn to sew, (of course I would, insert eye-roll here).

After deciding to jump in full throttle, both feet first, which is my style, I quickly realized I needed a LOT of support, help and training because the craft of “sewing” has drastically changed and become much more personalized and complex since I was a stubborn girl.

I found all of you kind, patient and understanding ladies when I got up the courage to step into the first ASG general meeting.

You all have been such a blessing to me with all of your wisdom, patience and guidance! My grandmothers and mom are smiling down from Heaven watching this new “hobby” of mine unfold.

I do feel I am the “perpetual beginner” because I can’t seem to get the training wheels off!

Just when I start to learn some thing and get into it, I get pulled away because of MEDICAL obligations with my husband. I’m not complaining but it’s a vicious circle for me.

All of his medical care is conducted at the transplant center in Dallas Texas. I never know when his weekly (local) lab results might reveal some type of variance that requires him in Dallas for further testing or even a hospital stay for treatment. So, we remain 1/2 packed and mentally “ready to go”.

I’m grateful that fabric doesn’t have an expiration date!!

My craft/sewing room is packed with UFOs, but I still seem to drag home more in hopes of calmer days spent creating.

My little black pug, “Gracie Jane” is my shadow and faithful sewing assistant. I am so glad she cannot repeat some of the “colorful language” she has witnessed. She and the Bassett, Hank, fight over the dog bed in the sewing room, where plenty of “doggie politics” take place.

I am motivated to learn and tackle all things sewing as my oldest granddaughter shows interest in learning and wants me to teach her.

Obviously, she is much more wise than I.

I cannot thank all of you enough for accepting me, taking me under your wings and having patience with me. I have made some unforgettable and cherished friendships through ASG and look forward to making more.

# ASG Wichita, Kansas 2024 Proxy Ballot

**Wichita Chapter of the American Sewing Guild, Inc.**  
**Proxy Ballot**  
**Annual Elections of Chapter Advisory Board Positions**  
 November 5, 2024  
 Riverwalk Church of Christ  
 225 N Waco St, Wichita KS 67202

Please check the box next to the name of the candidate for each office that you believe will do the best job for the chapter.

**President:**

- ☐ Anita Brozik  
☐ Write-In Candidate \_\_\_\_\_

**Secretary:**

- ☐ Kathy Radabaugh  
☐ Write in Candidate \_\_\_\_\_

**Treasurer:**

- ☐ Janeen Miller  
☐ Write-In Candidate \_\_\_\_\_

The nominating committee chair is the proxy holder until the time of the election. All valid proxy ballots will be voted as submitted by the member.

**All proxy ballots must be received by the nominating committee chair by October 29, 2024**

Please return your proxy to:

Marilyn Logbeck  
 1102 N. Morris St.  
 Rose Hill, KS.  
 67133-9330  
 Or email [kmlmom@sbcglobal.net](mailto:kmlmom@sbcglobal.net)

The Annual Meeting will be held at:

Riverwalk Church of Christ  
 225 N Waco St  
 Wichita KS 67202

Your proxy ballot is not valid without your signature to assign your votes to the nominating committee chair. If it is not signed, your votes will not be counted.

Member Name (please print): \_\_\_\_\_


Member Signature: \_\_\_\_\_

Member Number: \_\_\_\_\_



**Wear a name** tag to all meetings. When you can remember a name, and wish to contact them, you can check the Membership directory at [ASGWichita.org](http://ASGWichita.org) under Membership Resources to find an email or phone number.

Have you recently changed phone numbers or email addresses? The membership information on our Wichita ASG website is taken from the National membership list. Please check it to make sure it is accurate, so you can be kept up to date on all ASG news both local and national. Need help? Contact Linda Bryan membership chair.



*Fabric FUNd:* We all love finding that piece of fabric, that we wonder why we bought, and taking it to ASG so it can go live with someone else. We also love finding a treasure to go home with us. Just leave your \$1.00 per yard donation. But the fabric can't be left. If it doesn't find a new home, please rescue it and take it back home. Please measure and label your fabric with its yardage. If you know fiber content include that information as well.

## *Fun Fabric Facts:*

1. Sewing was invented by the Egyptians over 5,000 years ago! It's been around for a very long time.
2. The first sewing machine was invented in 1790 and was powered by a foot pedal.
3. Before sewing machines, people had to hand sew clothes and it was very hard work. It was so hard that you could sew a shirt in just one day if you worked really quickly!
4. The longest piece of fabric ever sewn by hand was 122 feet long!
5. The longest piece of fabric ever sewn by a machine was a whopping 1,794 feet long!
6. The smallest piece of fabric ever sewn by hand was just 0.4 inches long and it had 7,000 stitches!
7. You can sew with anything, even with candy! People have made quilts with candy wrappers and created dresses with jelly beans.
8. Sewing was once used as a form of communication. People would sew messages on handkerchiefs and give them away as gifts.
9. Today, some sewers are even using their machines to make art! They use embroidery machines to make intricate designs and images.
10. Sewing isn't just for clothes, you can also make your own toys and stuffed animals!

Source: <https://beakid.com/articles/10-strange-and-funny-facts-about-sewing>



**You Sew on the BEST when you  
BUY from Midwest!**

made to create

**BERNINA**

Believe in Your Creativity

**JANOME**



**Introducing  
HORN Fine Sewing Furniture!**



**New ↑↓ Heights**

**baby lock**

**FOR THE LOVE OF SEWING**



**Handi Quilter**  
Designed by a Quilter, for Quilters.



Midwest Sewing is family owned since 1955. We are one of the oldest sewing shops in the country. We service all brands of Sewing machines & most vacuums sold today. We have over 250 years of experience to help service your sewing & vacuum cleaners needs.

111 S. Pattie • Wichita, Kansas, 67211  
316-262-3438 • M-F 9:00 To 4:00 Sat 9:00 To 3:00

[www.midwestsewing.net](http://www.midwestsewing.net)



**A-1 SINGER**  
SEWING|CENTER

*"Come Sew With Us!"*

- Singer • Brother
- Husqvarna Viking
- AccuQuilt
- Pfaff • Handi Quilter



*Sewing Furniture from Horn of America, Arrow and Kangaroo!  
Quilting Fabric • Wonderfil Thread Boutique Dealer.*

**Park Lane Shopping Center • 1012 S. Oliver Wichita, KS 67218**

**~ 316-685-0226 ~ 1(800) 725-0226 ~ [www.A-1Singer.com](http://www.A-1Singer.com) ~**

## Merchant Discounts

**A-1 Singer Sewing Center (15%)**  
(316) 685-0226, [A-1singer.com](http://A-1singer.com)  
1012 S Oliver  
Wichita KS  
[www.a-1singer.com](http://www.a-1singer.com)

**Midwest Sewing Center (10%)**  
111 S Pattie (316) 262-3438  
Wichita KS  
[www.midwestsewing.net](http://www.midwestsewing.net)

**Thank You** to our local merchants who support us.

Visit **Special Offers** in the members only section at [www.asg.org](http://www.asg.org) for discount codes .  
Remember Both ASG.org and ASGwichita.org have areas that are password protected. If you don't remember the passwords check the back of your membership card or contact [info@asgwichita.org](mailto:info@asgwichita.org)

### ASG MEMBERSHIP APPLICATION

Name \_\_\_\_\_

Address \_\_\_\_\_

City \_\_\_\_\_ State \_\_\_\_\_ Zip \_\_\_\_\_

Daytime phone number \_\_\_\_\_

E-mail \_\_\_\_\_

How did you hear about ASG? \_\_\_\_\_

**Return to:** American Sewing Guild  
9660 Hillcroft, Suite 230, Houston, TX 77096  
Or Online at [www.asg.org](http://www.asg.org)

☐ New Member ..... \$60

☐ Junior Member (New and Renewal)  
to age 17, or age 22 with student ID ..... \$35

Chapter \_\_\_\_\_

☐ ASG Member at Large ..... \$60

☐ Renewal Member ..... \$55  
(if received before membership expiration date)

☐ Late Renewal ..... \$60

Chapter \_\_\_\_\_

#### Payment

☐ Check payable to "American Sewing Guild"

☐ MasterCard | Visa | AmEx | Discover

Account#: \_\_\_\_\_

Expiration Date: \_\_\_\_\_ CVV# \_\_\_\_\_

Signature: \_\_\_\_\_

## **AMERICAN SEWING GUILD, INC**

WICHITA KS CHAPTER  
1036 Waters Edge  
Derby KS 67037-9125

### *Keep in Touch*

National ASG site: [www.asg.org](http://www.asg.org)  
National ASG Facebook page: [www.facebook.com/sewingguild](http://www.facebook.com/sewingguild)  
Wichita ASG site: [asg\\_wichitaks@yahoo.com](mailto:asg_wichitaks@yahoo.com)  
Wichita ASG Facebook page: [www.facebook.com/asgwichita](http://www.facebook.com/asgwichita)  
Wichita ASG email: [asg\\_wichitaks@yahoo.com](mailto:asg_wichitaks@yahoo.com)  
[American Sewing Guild Wichita Chapter Group](#)

ASGWichita.org  
VOLUME 26, NUMBER 3  
April May 2024

### ASG: Advancing Sewing As An Art And Life Skill Membership has its privileges!

- Monthly meetings
- Educational programs from local and industry professionals
- Learn time-saving techniques
- How-to demonstrations
- On-line classes
- Specialty Neighborhood Groups
- Receive encouragement and support
- Share and network with sewing friends
- Attend chapter-sponsored events at member-only rates
- Participate in fashion shows and sewing fairs
- Contribute to community outreach through sewing
- Get discounts at local and national stores

